

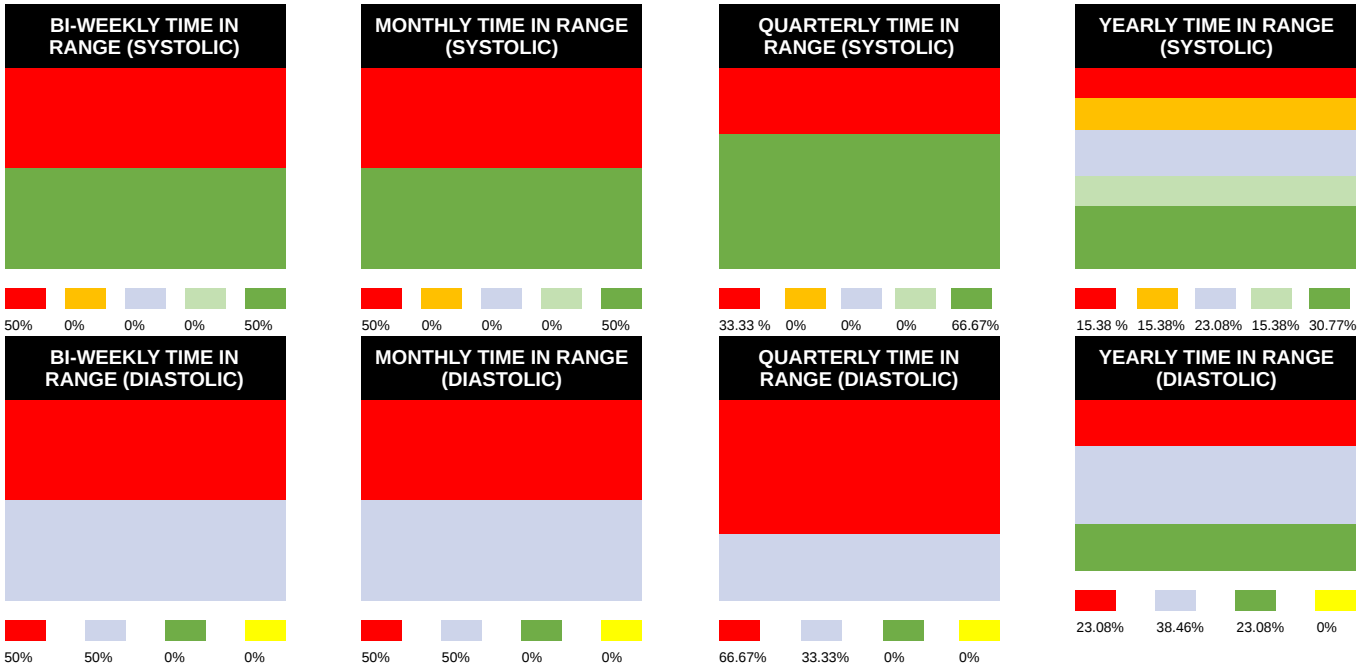


40 Mitchell Ave, Binghamton, NY 13903 Phone:(607) 723-1676

Patient Name: Owen Reinartz
Height: 6.1

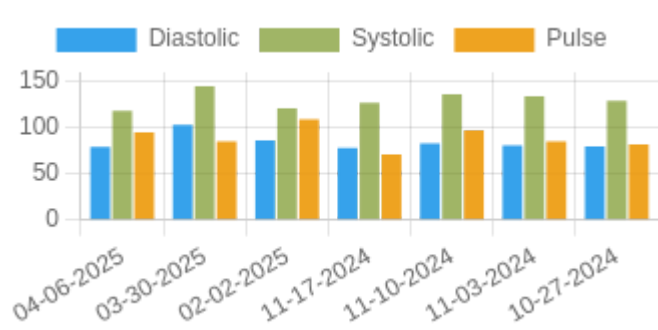
MRN #: 8209
Weight: 246

Birth Year:
Hypertension: S1



Blood Pressure Averages

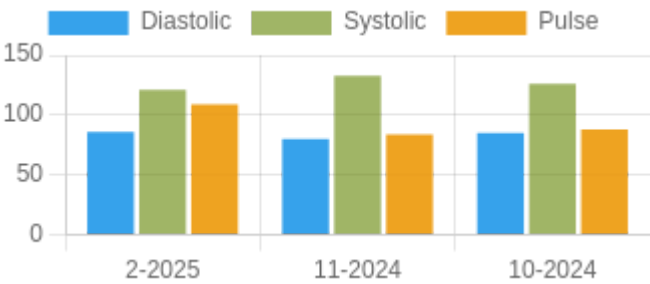
Blood Pressure Averages: Weekly



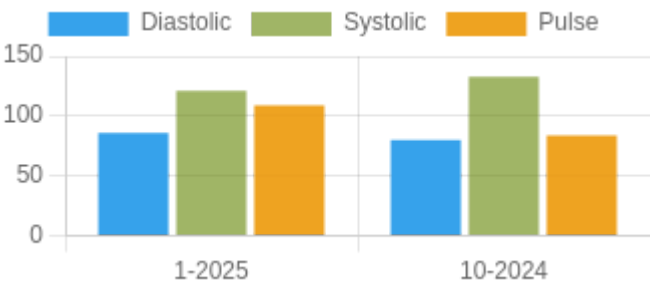
Week	Systolic(n)	Diastolic(n)	Pulse(n)
04-06-2025	118 (1)	79 (1)	95 (1)
03-30-2025	145 (1)	103 (1)	85 (1)
02-02-2025	121 (1)	86 (1)	109 (1)
11-17-2024	127 (1)	78 (1)	71 (1)
11-10-2024	136 (1)	83 (1)	97 (1)
11-03-2024	134 (6)	81 (6)	85 (6)
10-27-2024	129 (2)	80 (2)	82 (2)

Blood Pressure Averages: Monthly

Month-Year	Systolic(n)	Diastolic(n)	Pulse(n)
2-2025	121 (1)	86 (1)	109 (1)
11-2024	133 (9)	80 (9)	84 (9)
10-2024	126 (1)	85 (1)	88 (1)

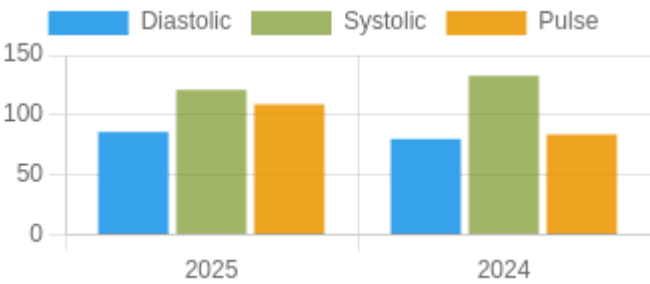


Blood Pressure Averages: Quarterly



Quarter-Year	Systolic(n)	Diastolic(n)	Pulse(n)
1-2025	121 (1)	86 (1)	109 (1)
10-2024	133 (10)	80 (10)	84 (10)

Blood Pressure Averages: Yearly



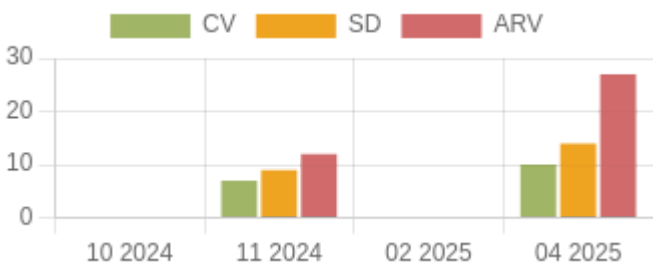
Year	Systolic(n)	Diastolic(n)	Pulse(n)
2025	121 (1)	86 (1)	109 (1)
2024	133 (10)	80 (10)	84 (10)

Chat

Sender	Receiver	Messege	Date&Time
Amy Burpee , MS,RD,CDE	Owen Reinartz	I have asked for Dr. Ram to send in the prescription for you.	09-04-2025
Owen Reinartz	R.A. Ramanujan , M.D.	hello, can I get a refill on the lisdexfetermine sent to Albany Medical center please?	09-04-2025
Amy Burpee , MS,RD,CDE	Owen Reinartz	Wow! That is incredible!!! Sounds like it -- keep me posted after you take your first dose	24-03-2025
Owen Reinartz	R.A. Ramanujan , M.D.	hello Amy, I just received a text notification that my medicine was ready to get picked up. That seems awfully quick from what we've been talking about. Does that mean I am all squared away?	24-03-2025
Amy Burpee , MS,RD,CDE	Owen Reinartz	We can discuss in detail at appointment later today	24-03-2025
Owen Reinartz	R.A. Ramanujan , M.D.	I have a question about the new medicine and I don't want to forget it. but I was curious that with this medication will I become more full on less food on top of the slower release of the nutrients from the food. Separately will my physical digestion of food slow down on this medication? On top of that point what happens to my metabolism will it slow because of the medication or increase?	22-03-2025
R.A. Ramanujan , M.D.	Owen Reinartz	Please note; Your interaction through "CHECKMYVITALS" is not considered Telehealth visit . This service is to enable care coordination as need to address blood sugar, blood pressure, & pulse related concerns as it happens. Besides it helps to share other information un attended during clinic visit with less disruption. Your interaction has been a rewarding lesson to us. Our administrators will update aspects missed in this brief note. Best wishes!	18-03-2025

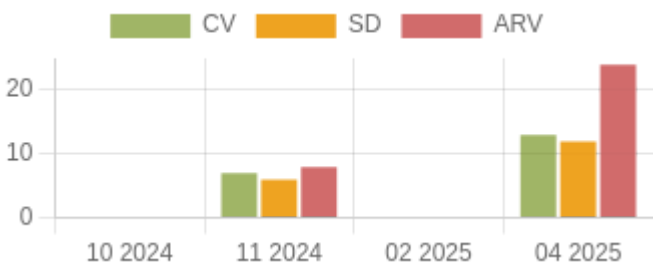
null Sue Ward	Owen Reinartz	We have been informed that all insurances including Medicare will NOT be covering Telehealth (Video or Phone Call) visits after March 31, 2025. Keeping that in mind we will not be able to schedule any further Telehealth appointments. There will be no exceptions to his new insurance and office policy. All appointments will take place in the office. DCA Office Staff	18-03-2025
Amy Burpee , MS,RD,CDE	Owen Reinartz	Hi Owen -- I checked with Lexi -- not sure what happened but the prescription has been sent over now and you should be able to pick it up soon.	05-03-2025
Owen Reinartz	R.A. Ramanujan , M.D.	hello Dr was my prescription refill sent in for the ADHD medication? I spoke with Amy about getting a refill although I have not heard anything from Albany Med that they received it.	05-03-2025

Systolic Variability Trends

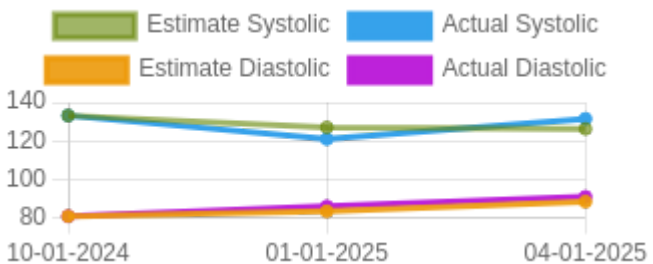


- 1. CV –The coefficient of variation (CV) is the ratio of the standard deviation to the mean. The higher the coefficient of variation, the greater the level of dispersion around the mean, Units = mmHg.
- 2. ARV – Average real variability (ARV) is a method for measuring short-term, reading-to-reading, within-subject variability. It is defined as the average of the absolute differences between consecutive readings, Units = mmHg.
- 3. SD – Standard deviation is a statistical measurement of variability. It measures how much variation there is from the average (mean), Units = mmHg.

Diastolic Variability Trends



Kalman Trends



- 1. Mean(Arithmetic Mean) – Mean is the average of a set of numbers
- 2. SD – Standard deviation is a statistical measurement of variability. It measures how much variation there is from the average (mean).
- 3. V- Variance determines the spread of numbers.. It measures how far each number in the set is from the mean (average) and from every other number in the set.

PSR



PSR: Pulse stiffening ratio (PSR) is the ratio between systolic and diastolic stiffness. It can be expressed as $PSR = \frac{[systolic\ stiffness]}{[diastolic\ stiffness]}$.

HbA1c Trends

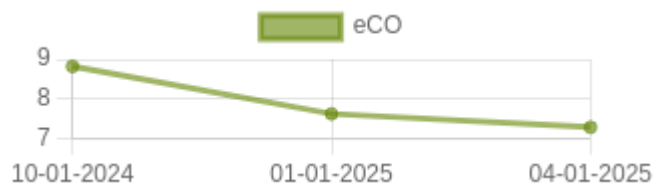
Others Trends



- 1. **MAP:PP Ratio**- Mean Arterial Pressure : Pulse Pressure Ratio
- 2. **HASI**- Home arterial stiffening index
- 3. **HSASI**- Home Symmetric arterial stiffening index
- 4. **PP**- Pulse Pressure
- 5. **WIF or widening factor number**. $WIF = K - 1 / \ln(K) - 1$, where K is the variability ratio ($K = \text{Systolic Std. Dev} / \text{Diastolic Std. Dev}$)
- 6. **eIPP**- Elastic component of pulse pressure. $eIPP = (PP - stPP)$
- 7. **stPP**- Stiffening component of pulse pressure. $stPP = PP / (1 + WIF)$

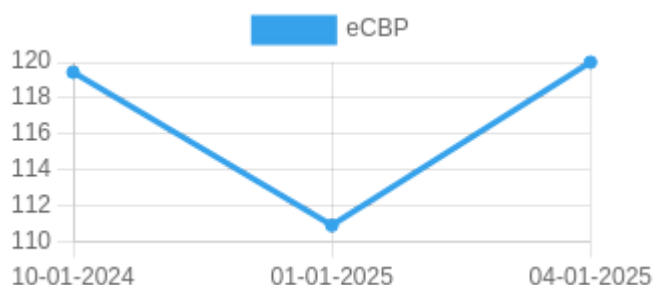
eCO graph

eCO (Estimated Cardiac Output) Normal range to be added 5 – 10 liters/minute



Units of eCO (Estimated Cardiac Output) – liters/minute

eCBP graph

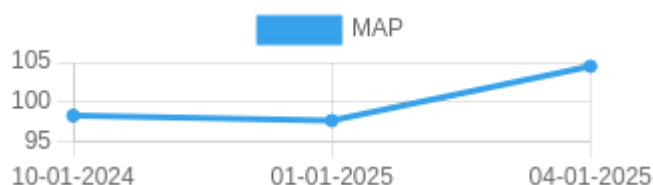


eCBP (Estimated Central Blood Pressure) normal range – 0 – 100 mmHg

1. Cardiac output scale is in liters/minute. Normal range at rest is 5-6 liters/min and (with activity goes up to 30 -35 liters/min)

2. Central mean BP is Squared, Mean radial artery BP/diastolic BP in mmHg. Scale in mmHg and range is in mmHg and the scale Should be between 0-50 50-100, 150 and 200 mmHg. No established normal at the moment.

MAP graph



MAP -Mean arterial blood pressure. $MAP = \text{Diastolic blood pressure} + \frac{1}{3}(\text{Systolic blood pressure} - \text{Diastolic blood pressure})$

Reference & Abbreviations

Guide to abbreviations and blood pressure, pulse and other Metrics.

HBPM -Home blood pressure measurement.	HBS -Home blood sugar
PP -Pulse pressure	AP -Average pulse
BPV -Blood pressure variability	SV -Systolic variability
DV -Diastolic variability	PV -Pulse variability
ARV -Average real variability	CV -Coefficient of variation %
SD -Standard deviation	MAP -Mean arterial blood pressure
MAP: PP Mean Arterial Pressure : Pulse Pressure	HASI -Home arterial stiffness index
HSASI -Home Symmetric arterial stiffness index	Estimated CO -Cardiac output [CO= (PPxHR)x.002]
PSR Pulse stiffening ratio. (PSR = SBP/DBP or slope of systolic BP/slope of diastolic BP)	

Estimated central blood pressure ECBP (ECBP = brachial MBP2/brachial DBP or ECBP = radial MBP2/radial DBP)

Normal Ranges.

Systolic BP 110 – 120 mm Hg

Diastolic BP 70 – 80 mmHg

Pulse 60 - 100/min

Pulse pressure (PP) 40 mmHg (Low PP less than 25% of the systolic BP and high PP greater than 100 mm Hg)

Normal stroke volume (SV) 60 -100 ml

Cardiac output (CO) $SV \times \text{pulse rate/min}$

Estimate Cardiac output = Stroke volume / m

Blood pressure variability; Not defined in USA. But desirable ranges ESH guidelines; Systolic day time BP less than 15 mmHg and Diastolic less than 7.9 mmHg and Weighted SD less than 12.8 mmHg for systolic

Definitions.

MAP:PP ratio not defined.

Pulse stiffening ration; Not defined. $\text{Pulse pressure} \times \text{inverse log (std. dev. systolic / std. dev. Diastolic) / (std. dev. systolic / std. dev. Diastolic) - 1}$ (Pulse pressure $\times \ln(K)/(K-1)$ where K is systolic Sd /diastolic SD.)

Home arterial stiffness index; Not defined

Home arterial symmetric arterial index: Not defined.

Central blood pressure:Not defined

References.

MAP;
Chemla D, Antony I, Zamani K, Nitenberg A. Mean aortic pressure is the geometric mean of systolic and diastolic aortic pressure in resting humans. J Appl Physiol (1985). 2005 Dec;99(6):2278-84. doi: 10.1152/japplphysiol.00713.2005. Epub 2005 Jul 28. PMID: 16051709. Tien LYH, Morgan WH, Cringle SJ, Yu DY. Optimal Calculation of Mean Pressure From Pulse Pressure. Am J Hypertens. 2023 May 21;36(6):297-305. doi: 10.1093/ajh/hpad026. PMID: 36945835; PMCID: PMC10200551.

PSR:

Gavish B, Izzo JL Jr. Arterial Stiffness: Going a Step Beyond. Am J Hypertens. 2016 Nov 1;29(11):1223-1233. doi: 10.1093/ajh/hpw061. PMID: 27405964.

DCBP:

Chemla D, Millasseau S, Hamzaoui O, Teboul JL, Monnet X, Michard F, Jozwiak M. New Method to Estimate Central Systolic Blood Pressure From Peripheral Pressure: A Proof of Concept and Validation Study. Front Cardiovasc Med. 2021 Dec 15;8:772613. doi: 10.3389/fcvm.2021.772613. PMID: 34977186; PMCID: PMC8714848.

CO

Koenig J, Hill LK, Williams DP, Thayer JF. Estimating cardiac output from blood pressure and heart rate: the liljestrand& zander formula. Biomed Sci Instrum. 2015;51:85-90. PMID: 25996703; PMCID: PMC5317099.

BP

Mean arterial blood pressure;

Guidelines recommend less than 125 mmHg Poon LC, Shennan A, Hyett JA, Kapur A, Hadar E, Divakar H, McAuliffe F, da Silva Costa F, von Dadelszen P, McIntyre HD, Kihara AB, Di Renzo GC, Romero R, D'Alton M, Berghella V, Nicolaides KH, Hod M. The International Federation of Gynecology and Obstetrics (FIGO) initiative on pre-eclampsia: a pragmatic guide for first-trimester screening and prevention. Int J

GynaecolObstet 2019;

145(Suppl 1):1–33. Not defined in general (desirable MAP ,90 mm Hg) Melgarejo JD, Yang WY, Thijs L, Li Y, Asayama K, Hansen TW, Wei FF, Kikuya M, Ohkubo T, Dolan E, Stolarz-Skrzypek K, Huang QF, Tikhonoff V, Malyutina S, Casiglia E, Lind L, Sandoya E, Filipovský J, Gilis-Malinowska N, Narkiewicz K, Kawecka-Jaszcz K, Boggia J, Wang JG, Imai Y, Vanassche T, Verhamme P, Janssens S, O'Brien E, Maestre GE, Staessen JA, Zhang ZY; International Database on Ambulatory Blood Pressure in Relation to Cardiovascular Outcome Investigators*. Association of Fatal and Nonfatal Cardiovascular Outcomes With 24-Hour Mean Arterial Pressure. Hypertension. 2021 Jan;77(1):39-48

We hope these complementary multiparametric data along with standard set used in daily practice helps to understand home blood pressure trend and other information they may potentially generate in the future to understand

medication effects and patient management.

Terms & Conditions Accepted: YES

Attention:

This electronic pdf file contain information intended for the exclusive use of the individual or entity.