

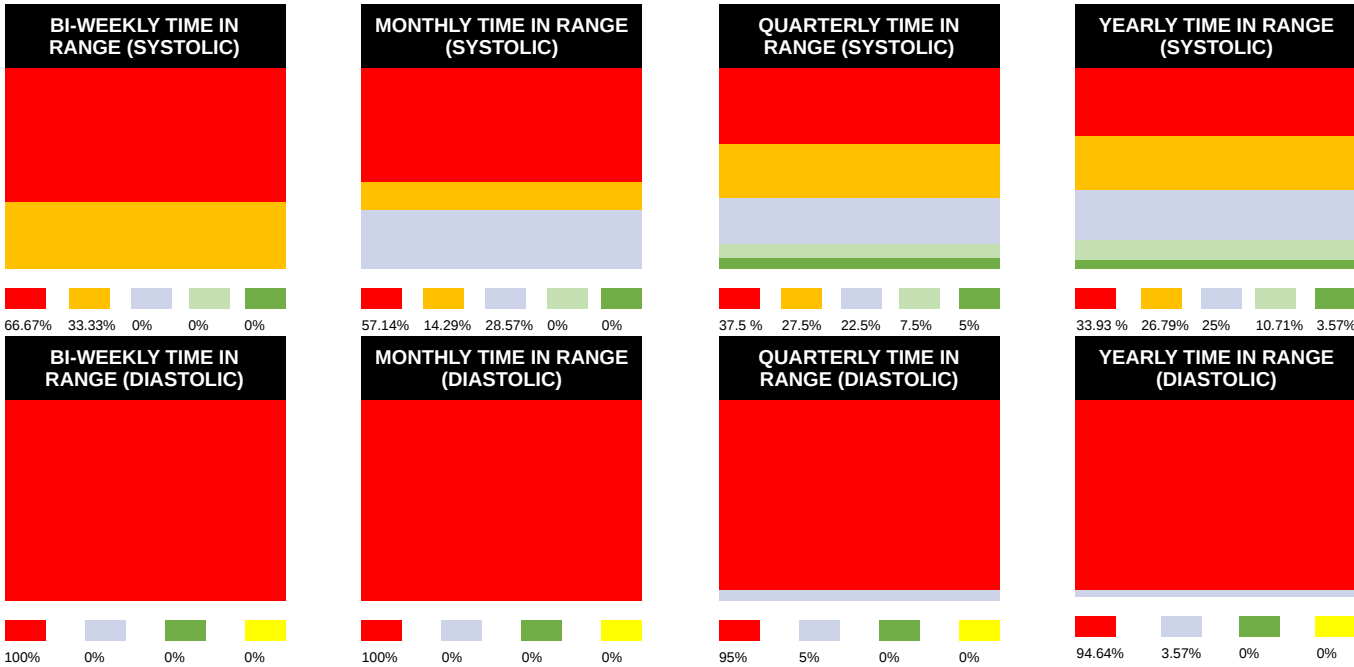


40 Mitchell Ave, Binghamton, NY 13903 Phone:(607) 723-1676

Patient Name: Lisa Cook
Height:

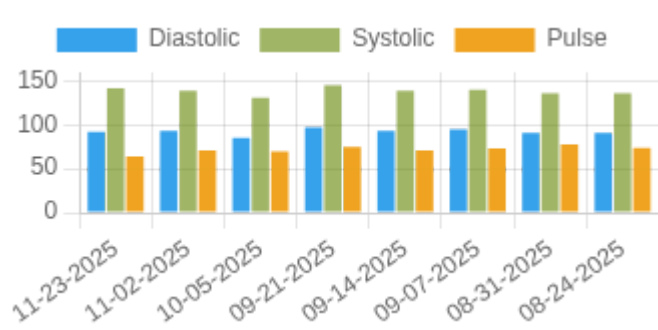
MRN #: 7252
Weight:

Birth Year:
Hypertension: S1



Blood Pressure Averages

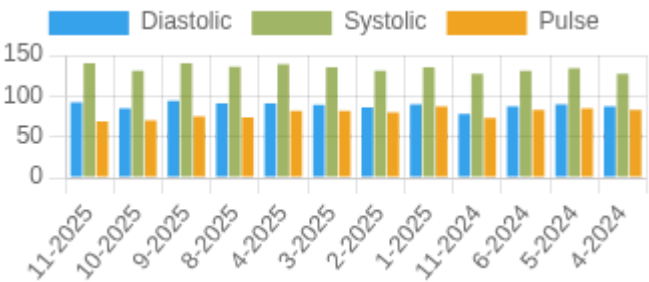
Blood Pressure Averages: Weekly



Week	Systolic(n)	Diastolic(n)	Pulse(n)
11-23-2025	142 (3)	92 (3)	64 (3)
11-02-2025	139 (4)	93 (4)	71 (4)
10-05-2025	131 (3)	85 (3)	70 (3)
09-21-2025	145 (8)	97 (8)	75 (8)
09-14-2025	139 (6)	93 (6)	71 (6)
09-07-2025	140 (5)	95 (5)	73 (5)
08-31-2025	136 (6)	91 (6)	78 (6)
08-24-2025	136 (5)	91 (5)	74 (5)

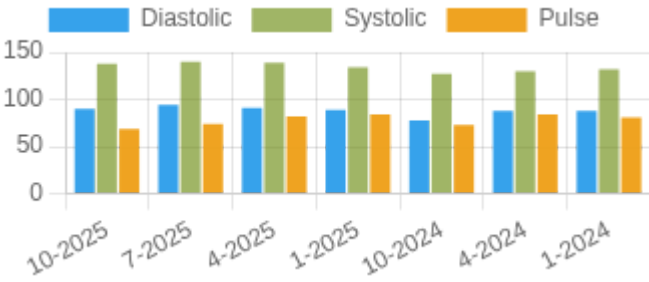
Blood Pressure Averages: Monthly

Month-Year	Systolic(n)	Diastolic(n)	Pulse(n)
11-2025	140 (7)	92 (7)	69 (6)
10-2025	131 (3)	85 (3)	70 (3)
9-2025	140 (25)	94 (25)	75 (25)



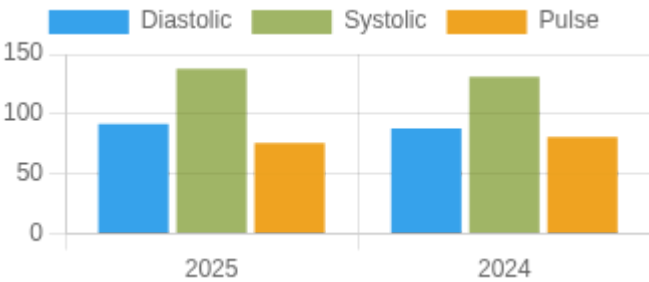
8-2025	136 (5)	91 (5)	74 (5)
4-2025	139 (8)	91 (8)	82 (8)
3-2025	135 (2)	89 (2)	82 (2)
2-2025	131 (2)	86 (2)	80 (2)
1-2025	135 (4)	90 (4)	87 (4)
11-2024	127 (2)	78 (2)	73 (2)
6-2024	131 (1)	87 (1)	83 (1)
5-2024	134 (2)	90 (2)	85 (2)
4-2024	127 (3)	87 (3)	83 (3)

Blood Pressure Averages: Quarterly



Quarter-Year	Systolic(n)	Diastolic(n)	Pulse(n)
10-2025	138 (10)	90 (10)	69 (9)
7-2025	140 (30)	94 (30)	74 (30)
4-2025	139 (8)	91 (8)	82 (8)
1-2025	134 (8)	89 (8)	84 (8)
10-2024	127 (2)	78 (2)	73 (2)
4-2024	130 (6)	88 (6)	84 (6)
1-2024	132 (28)	88 (28)	81 (28)

Blood Pressure Averages: Yearly



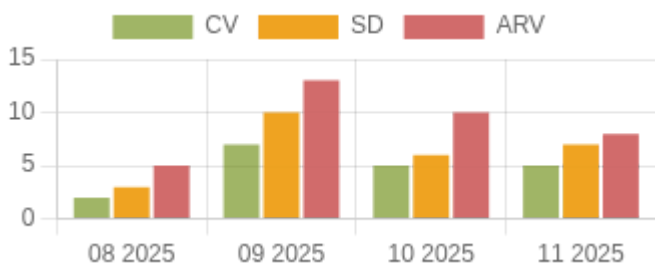
Year	Systolic(n)	Diastolic(n)	Pulse(n)
2025	138 (56)	92 (56)	76 (55)
2024	131 (36)	88 (36)	81 (36)

Chat

Sender	Receiver	Messege	Date&Time
R.A. Ramanujan , M.D.	Lisa Cook	Do not buy.	06-12-2025
Lisa Cook	R.A. Ramanujan , M.D.	Hi Dr. Ram, my insurance covered vyvanse. It was just at the highest copay (\$30). phentermine was (\$5). If vyvanse is my option and the most similar, I would like to try that. It is worth \$30 to me if it makes me feel as good as I did on the phentermine. my body as a whole had never functioned better.	05-12-2025
Lisa Cook	R.A. Ramanujan , M.D.	Happy thanksgiving!	05-12-2025
R.A. Ramanujan , M.D.	Lisa Cook	Happy Thanksgiving!	26-11-2025
R.A. Ramanujan , M.D.	Lisa Cook	GM, Call U today.	19-11-2025

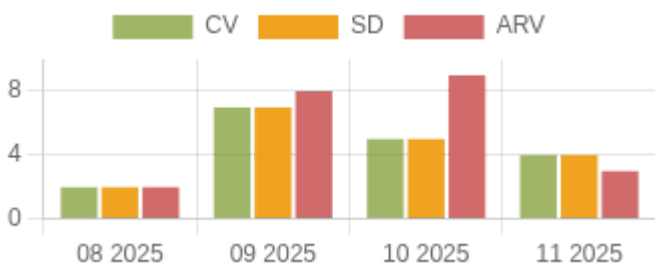
Lisa Cook	R.A. Ramanujan , M.D.	hi Dr. Ram, would it be best to make an appointment to get this all figured out? You originally put me on the Vyvanse... if the results are the same as the phentermine, I'm willing to pay the \$30 copay. The insurance has just changed the tier levels so phentermine was only a \$5 copay. With the difference in how I feel after being off of it, it is worth the \$30 copay to me if that is what the insurance is willing to cover. I will try it.	17-11-2025
null Sue Ward	Lisa Cook	Medicare open enrollment has begun and will continue through December 7th. If you choose a plan we don't participate with, we will not be able to continue seeing you. As always, we require you to present your insurance card & copay at every visit, so remember to bring insurance card with you. The Medicare Advantage plans we participate with are AARP Medicare Aetna Medicare BCBS/Excellus Medicare CDCPHP Medicare Cigna/MVP Medicare Humana Medicare Medicare/Medicaid Railroad United Healthcare Medicare United Healthcare Dual Complete If you have any questions, please contact out office at 607-723-1676. We have sent a similar message through the patient portal as well. No response back through the checkmyvitals is needed. Hope to see you all next year DCA providers and staff	06-11-2025
Lisa Cook	R.A. Ramanujan , M.D.	I remember you saying something about IBS... I do have a diagnosis of that through UHS gastro...	05-11-2025
Lisa Cook	R.A. Ramanujan , M.D.	Hi Dr. Ram, Just checking in to see if there is any new news on an Rx. There has been many changes that I don't love since being off the Phentermine. My weight has gone up at least 10 lbs. which is greatly defeating when I watch my calories and exercise 30-60 minutes per day. My anxiety seems a bit higher. And I think my hormones are in a disarray. My libido is way down, I have pimples, body odors that I was not having, discharge that was not occurring. When you asked me back a while ago how I was feeling, I said "the best I've felt in a long time!"... I'm truly seeing how great I felt, because I'm not feeling that now. Is there no way to use phentermine and a blood pressure medicine? I didn't feel like my blood pressure had changed very significantly. In the beginning I think I was only taking 1 reading and my first reading seems to always be high. Let me know your thoughts. Thanks!	05-11-2025

Systolic Variability Trends

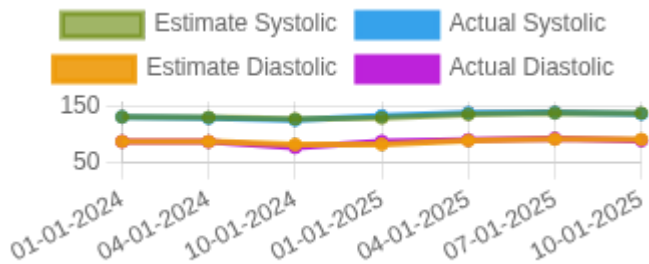


- 1. CV –The coefficient of variation (CV) is the ratio of the standard deviation to the mean. The higher the coefficient of variation, the greater the level of dispersion around the mean, Units = mmHg.
- 2. ARV – Average real variability (ARV) is a method for measuring short-term, reading-to-reading, within-subject variability. It is defined as the average of the absolute differences between consecutive readings, Units = mmHg.
- 3. SD – Standard deviation is a statistical measurement of variability. It measures how much variation there is from the average (mean), Units = mmHg.

Diastolic Variability Trends



Kalman Trends

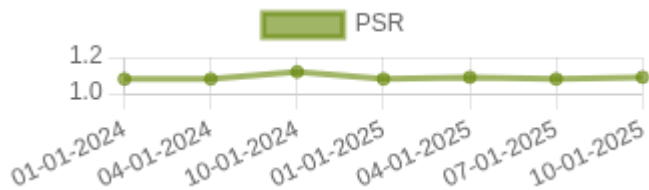


1. **Mean(Arithmetic Mean)** – Mean is the average of a set of numbers

2. **SD** – Standard deviation is a statistical measurement of variability. It measures how much variation there is from the average (mean).

3. **V** - Variance determines the spread of numbers.. It measures how far each number in the set is from the mean (average) and from every other number in the set.

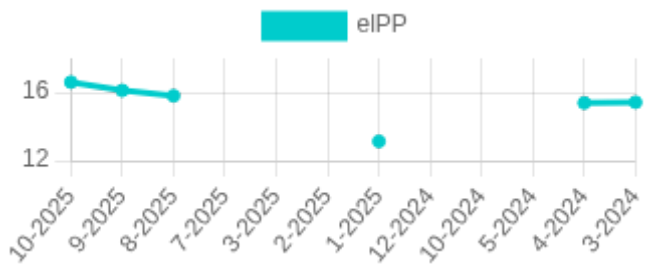
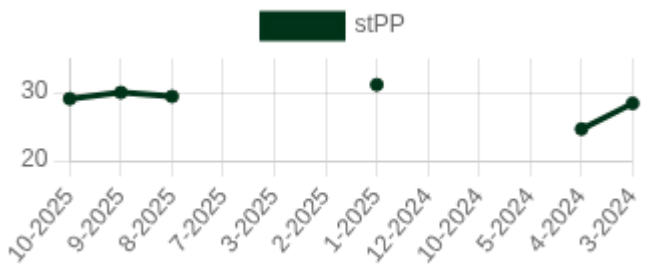
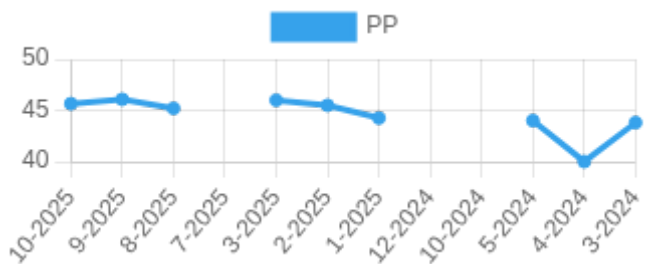
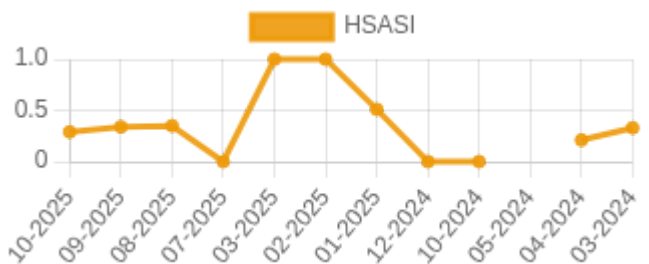
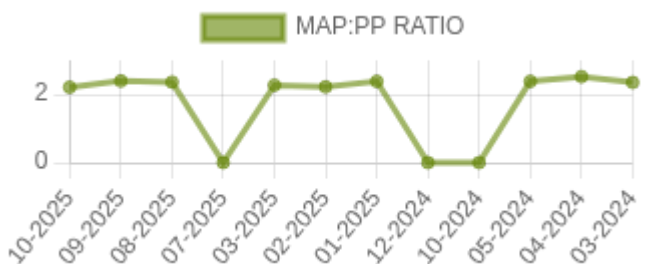
PSR

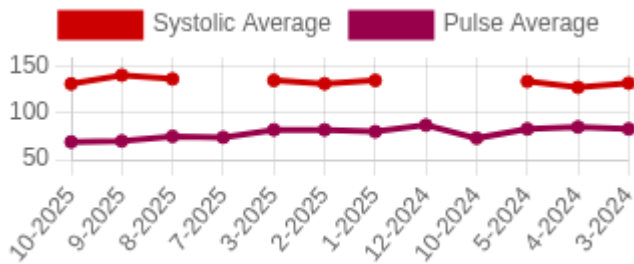


PSR: Pulse stiffening ratio (PSR) is the ratio between systolic and diastolic stiffness. It can be expressed as $PSR = \text{[systolic stiffness]} / \text{[diastolic stiffness]}$.

HbA1c Trends

Others Trends





1. **MAP:PP Ratio**- Mean Arterial Pressure : Pulse Pressure Ratio
2. **HASI**- Home arterial stiffening index
3. **HSASI**- Home Symmetric arterial stiffening index
4. **PP**- Pulse Pressure
5. **WIF or widening factor number**. $WIF = K - 1 / \ln(K) - 1$, where K is the variability ratio ($K = \text{Systolic Std. Dev} / \text{Diastolic Std. Dev}$)
6. **eIPP**- Elastic component of pulse pressure. $eIPP = (PP - stPP)$
7. **stPP**- Stiffening component of pulse pressure. $stPP = PP / (1 + WIF)$

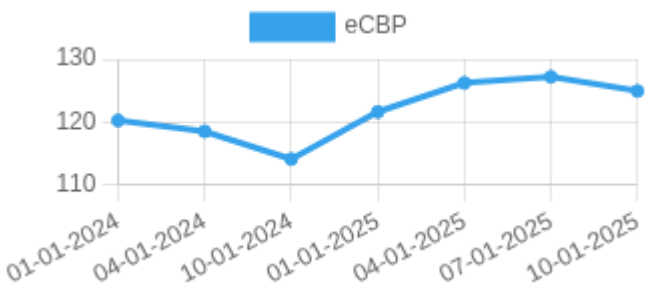
eCO graph



eCO (Estimated Cardiac Output) Normal range to be added 5 – 10 liters/minute

Units of eCO (Estimated Cardiac Output) – liters/minute

eCBP graph

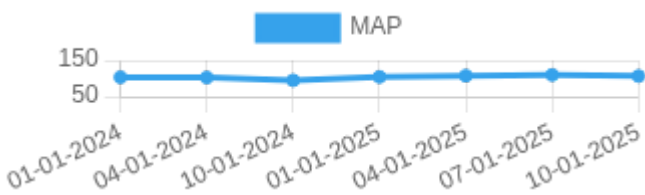


eCBP (Estimated Central Blood Pressure) normal range – 0 – 100 mmHg

1. Cardiac output scale is in liters/minute. Normal range at rest is 5-6 liters/min and (with activity goes up to 30 -35 liters/min)

2. Central mean BP is Squared, Mean radial artery BP/diastolic BP in mmHg. Scale in mmHg and range is in mmHg and the scale Should be between 0-50 50-100, 150 and 200 mmHg. No established normal at the moment.

MAP graph



MAP -Mean arterial blood pressure. $MAP = \text{Diastolic blood pressure} + \frac{1}{3}(\text{Systolic blood pressure} - \text{Diastolic blood pressure})$

Reference & Abbreviations

Guide to abbreviations and blood pressure, pulse and other Metrics.

HBPM -Home blood pressure measurement.	HBS -Home blood sugar
PP -Pulse pressure	AP -Average pulse
BPV -Blood pressure variability	SV -Systolic variability
DV -Diastolic variability	PV -Pulse variability
ARV -Average real variability	CV -Coefficient of variation %
SD -Standard deviation	MAP -Mean arterial blood pressure
MAP: PP Mean Arterial Pressure : Pulse Pressure	HASI -Home arterial stiffness index
HSASI -Home Symmetric arterial stiffness index	Estimated CO -Cardiac output [CO=(PPxHR)x.002]
PSR Pulse stiffening ratio. (PSR = SBP/DBP or slope of systolic BP/slope of diastolic BP)	

Estimated central blood pressure ECBP (ECBP = brachial MBP2/brachial DBP or ECBP = radial MBP2/radial DBP)

Normal Ranges.

Systolic BP 110 – 120 mm Hg

Diastolic BP 70 – 80 mmHg

Pulse 60 - 100/min

Pulse pressure (PP) 40 mmHg (Low PP less than 25% of the systolic BP and high PP greater than 100 mm Hg)

Normal stroke volume (SV) 60 -100 ml

Cardiac output (CO) SV x pulse rate/min

Estimate Cardiac output = Stroke volume / m

Blood pressure variability; Not defined in USA. But desirable ranges ESH guidelines; Systolic day time BP less than 15 mmHg and Diastolic less than 7.9 mmHg and Weighted SD less than 12.8 mmHg for systolic

Definitions.

MAP:PP ratio not defined.

Pulse stiffening ration; Not defined. Pulse pressure * inverse log (std. dev. systolic / std. dev. Diastolic) / (std. dev. systolic / std. dev. Diastolic) - 1 (Pulse pressure X ln (K)/(K-1) where K is systolic Sd /diastolic SD.)

Home arterial stiffness index; Not defined

Home arterial symmetric arterial index: Not defined.

Central blood pressure:Not defined

References.

MAP;
Chemla D, Antony I, Zamani K, Nitenberg A. Mean aortic pressure is the geometric mean of systolic and diastolic aortic pressure in resting humans. J Appl Physiol (1985). 2005 Dec;99(6):2278-84. doi: 10.1152/jappphysiol.00713.2005. Epub 2005 Jul 28. PMID: 16051709. Tien LYH, Morgan WH, Cringle SJ, Yu DY. Optimal Calculation of Mean Pressure From Pulse Pressure. Am J Hypertens. 2023 May 21;36(6):297-305. doi: 10.1093/ajh/hpad026. PMID: 36945835; PMCID: PMC10200551.

PSR:

Gavish B, Izzo JL Jr. Arterial Stiffness: Going a Step Beyond. Am J Hypertens. 2016 Nov 1;29(11):1223-1233. doi:

10.1093/ajh/hpw061. PMID: 27405964.

DCBP:

Chemla D, Millasseau S, Hamzaoui O, Teboul JL, Monnet X, Michard F, Jozwiak M. New Method to Estimate Central Systolic Blood Pressure From Peripheral Pressure: A Proof of Concept and Validation Study. *Front Cardiovasc Med*. 2021 Dec 15;8:772613. doi: 10.3389/fcvm.2021.772613. PMID: 34977186; PMCID: PMC8714848.

CO

Koenig J, Hill LK, Williams DP, Thayer JF. Estimating cardiac output from blood pressure and heart rate: the liljestrand& zander formula. *Biomed Sci Instrum*. 2015;51:85-90. PMID: 25996703; PMCID: PMC5317099.

BP

Mean arterial blood pressure;

Guidelines recommend less than 125 mmHg Poon LC, Shennan A, Hyett JA, Kapur A, Hadar E, Divakar H, McAuliffe F, da Silva Costa F, von Dadelszen P, McIntyre HD, Kihara AB, Di Renzo GC, Romero R, D'Alton M, Berghella V, Nicolaides KH, Hod M. The International Federation of Gynecology and Obstetrics (FIGO) initiative on pre-eclampsia: a pragmatic guide for first-trimester screening and prevention. *Int J*

GynaecolObstet 2019;

145(Suppl 1):1–33. Not defined in general (desirable MAP ,90 mm Hg) Melgarejo JD, Yang WY, Thijs L, Li Y, Asayama K, Hansen TW, Wei FF, Kikuya M, Ohkubo T, Dolan E, Stolarz-Skrzypek K, Huang QF, Tikhonoff V, Malyutina S, Casiglia E, Lind L, Sandoya E, Filipovský J, Gilis-Malinowska N, Narkiewicz K, Kawecka-Jaszcz K, Boggia J, Wang JG, Imai Y, Vanassche T, Verhamme P, Janssens S, O'Brien E, Maestre GE, Staessen JA, Zhang ZY; International Database on Ambulatory Blood Pressure in Relation to Cardiovascular Outcome Investigators*. Association of Fatal and Nonfatal Cardiovascular Outcomes With 24-Hour Mean Arterial Pressure. *Hypertension*. 2021 Jan;77(1):39-48

We hope these complementary multiparametric data along with standard set used in daily practice helps to understand home blood pressure trend and other information they may potentially generate in the future to understand medication effects and patient management.

Terms & Conditions Accepted: YES

Attention:

This electronic pdf file contains information intended for the exclusive use of the individual or entity.