

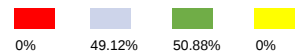
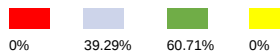
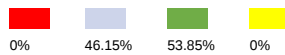
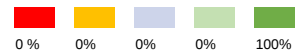
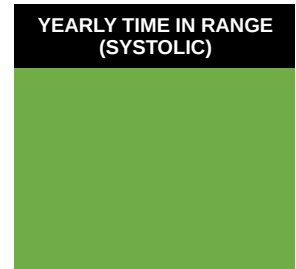
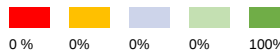
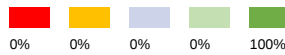
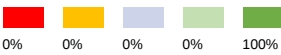


40 Mitchell Ave, Binghamton, NY 13903 Phone:(607) 723-1676

**Patient Name:** Laurie Ann Pencek  
**Height:** 5.1

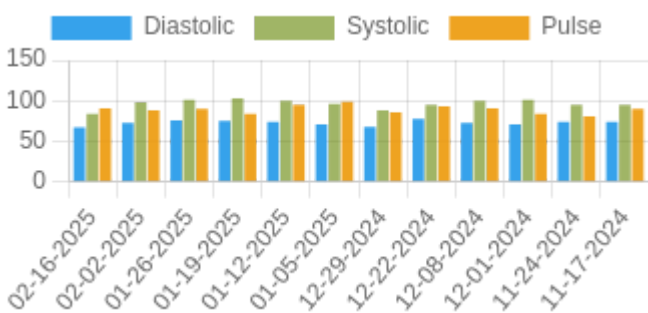
**MRN #:** 2666  
**Weight:** 177

**Birth Year:**  
**Hypertension:** S1



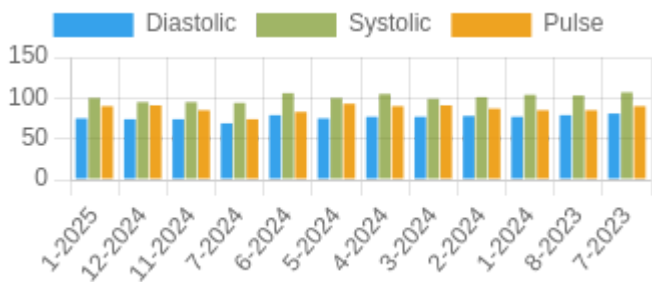
## Blood Pressure Averages

### Blood Pressure Averages: Weekly



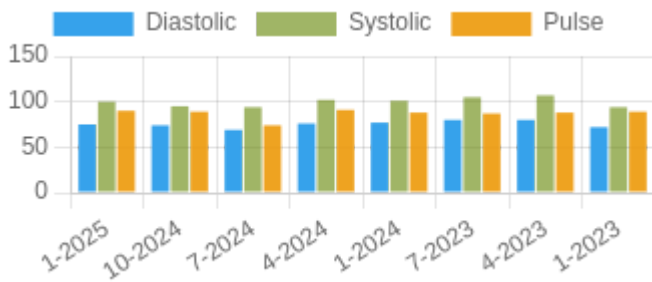
Week	Systolic(n)	Diastolic(n)	Pulse(n)
02-16-2025	84 (1)	67 (1)	91 (1)
02-02-2025	98 (4)	73 (4)	88 (4)
01-26-2025	101 (5)	76 (5)	90 (5)
01-19-2025	103 (3)	75 (3)	84 (3)
01-12-2025	100 (3)	74 (3)	95 (3)
01-05-2025	96 (1)	71 (1)	99 (1)
12-29-2024	88 (2)	68 (2)	86 (2)
12-22-2024	95 (4)	78 (4)	93 (4)
12-08-2024	100 (1)	73 (1)	91 (1)
12-01-2024	101 (1)	71 (1)	84 (1)
11-24-2024	95 (2)	74 (2)	81 (2)
11-17-2024	95 (2)	74 (2)	90 (2)

## Blood Pressure Averages: Monthly



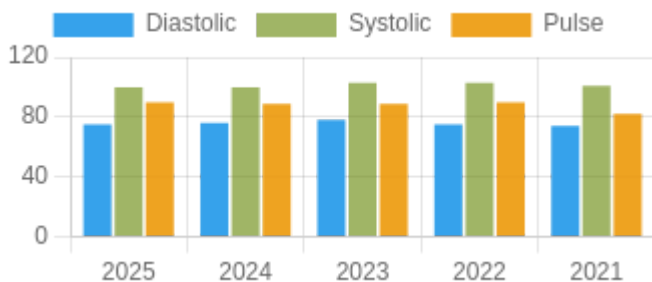
Month-Year	Systolic(n)	Diastolic(n)	Pulse(n)
1-2025	100 (12)	75 (12)	90 (12)
12-2024	95 (7)	74 (7)	91 (7)
11-2024	95 (4)	74 (4)	85 (4)
7-2024	94 (2)	69 (2)	74 (2)
6-2024	106 (1)	79 (1)	83 (1)
5-2024	100 (9)	75 (9)	93 (9)
4-2024	105 (8)	77 (8)	90 (8)
3-2024	99 (6)	77 (6)	91 (6)
2-2024	101 (8)	78 (8)	87 (8)
1-2024	104 (5)	77 (5)	85 (5)
8-2023	103 (4)	79 (4)	85 (4)
7-2023	107 (3)	81 (3)	90 (3)

### Blood Pressure Averages: Quarterly



Quarter-Year	Systolic(n)	Diastolic(n)	Pulse(n)
1-2025	100 (12)	75 (12)	90 (12)
10-2024	95 (11)	74 (11)	89 (11)
7-2024	94 (2)	69 (2)	74 (2)
4-2024	102 (18)	76 (18)	91 (18)
1-2024	101 (19)	77 (19)	88 (19)
7-2023	105 (7)	80 (7)	87 (7)
4-2023	107 (4)	80 (4)	88 (11870)
1-2023	94 (2)	72 (2)	89 (12762)

### Blood Pressure Averages: Yearly



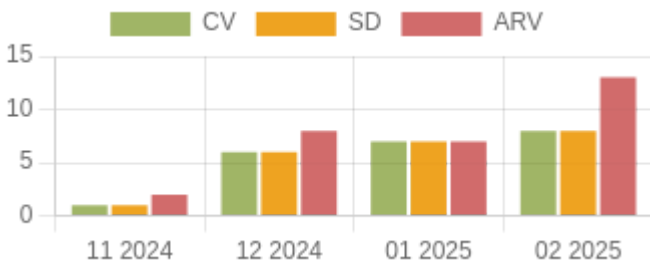
Year	Systolic(n)	Diastolic(n)	Pulse(n)
2025	100 (12)	75 (12)	90 (12)
2024	100 (50)	76 (50)	89 (50)
2023	103 (15)	78 (15)	89 (30457)
2022	103 (51)	75 (51)	90 (49404)
2021	101 (2)	74 (2)	82 (2)

### Chat

Sender	Receiver	Message	Date&Time
Laurie Ann Pencek	R.A. Ramanujan , M.D.	thank You	12-02-2025
null Sue Ward	Laurie Ann Pencek	Hi Laurie spoke to Taylor @ CVS and she stated had a miss understanding on this medication and was waiting on prior auth. I told her you have been paying out of pocket for this. She will gtt this ready for pick up today Sue	12-02-2025
null Sue Ward	Laurie Ann Pencek	Morning Laurie will call the pharmacy this morning when they open to find out what the issue is Sue	12-02-2025
Laurie Ann Pencek	R.A. Ramanujan , M.D.	Thanks for the response. I have the same insurance I've always had. I have always paid out of pocket for this medication because my insurance doesn't cover	11-02-2025

		it. CVS said the delay is not due to the insurance. They said they need the prescriber to call them.	
null Lexi Matthias, LPN	Laurie Ann Pencek	YES, THE PRESCRIPTION WAS SENT, BUT NEEDED PRIOR AUTH. THE PRIOR AUTH WASN'T REVIEWED BECAUSE IT SAYS YOU NO LONGER HAVE PRESCRIPTION COVERAGE WITH THEM, SO WE MUST NOT HAVE YOUR UPDATED INFO. COULD YOU CALL THE OFFICE TO UPDATE US. ANOTHER OPTION IS YOU COULD PAY OUT OF POCKET FOR THE PHENTERMINE WHICH IS USUALLY ABOUT \$40 OR LESS WITH A GOOD RX COUPON. LEXI	11-02-2025
Amy Burpee , MS,RD,CDE	Laurie Ann Pencek	That is a generic for Prozac. It is primarily used to treat depression and can also be used for bulimia and compulsion disorder. It is up to you if you want to try it for a while to see if it helps with any of your issues. I am a little nervous about you taking it with the phentermine though. Before you start I would ask your pharmacist. Let me know what you decide.	30-01-2025
Laurie Ann Pencek	R.A. Ramanujan , M.D.	Hi Amy! The prescription is called Fluoxetine. It is 10 mg. It says to take it once a day in the morning. Thank You	30-01-2025
Laurie Ann Pencek	R.A. Ramanujan , M.D.	Hello Dr Ramanujan! Could you please refill my prescription for Phentermine. Thank You	26-01-2025
Laurie Ann Pencek	R.A. Ramanujan , M.D.	Hello Dr Ramanujan! Could you please refill my prescription for Phentermine. I only have two pills left. Thank You. CVS on Robinson Street	23-01-2025

## Systolic Variability Trends

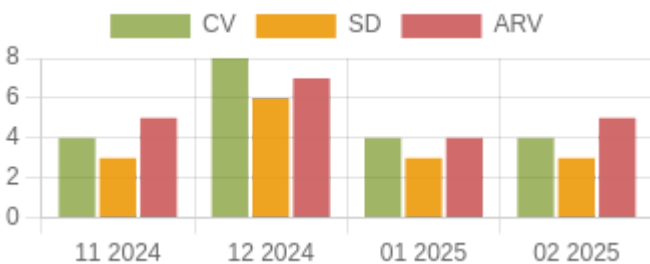


**1. CV** –The coefficient of variation (CV) is the ratio of the standard deviation to the mean. The higher the coefficient of variation, the greater the level of dispersion around the mean, Units = mmHg.

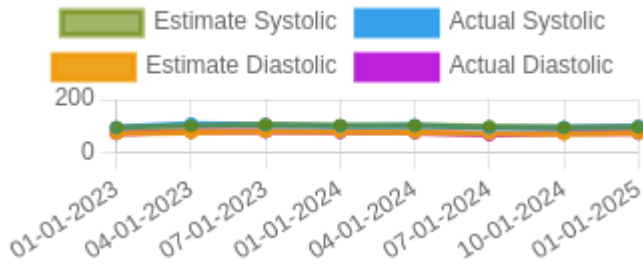
**2. ARV** – Average real variability (ARV) is a method for measuring short-term, reading-to-reading, within-subject variability. It is defined as the average of the absolute differences between consecutive readings, Units = mmHg.

**3. SD** – Standard deviation is a statistical measurement of variability. It measures how much variation there is from the average (mean), Units = mmHg.

## Diastolic Variability Trends



## Kalman Trends



**1. Mean(Arithmetic Mean)** – Mean is the average of a set of numbers

**2. SD** – Standard deviation is a statistical measurement of variability. It measures how much variation there is from the average (mean).

**3. V-** Variance determines the spread of numbers.. It measures how far each number in the set is from the mean (average) and from every other number in the set.

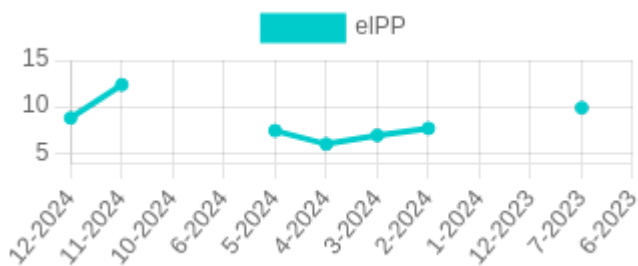
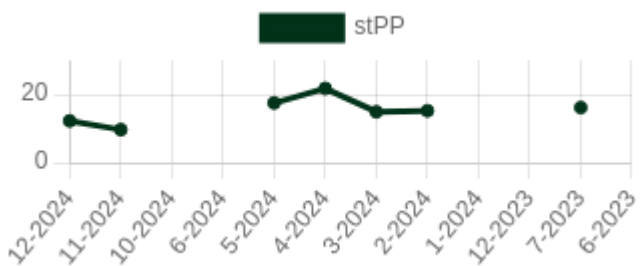
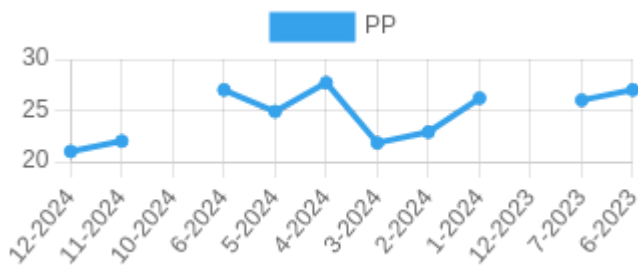
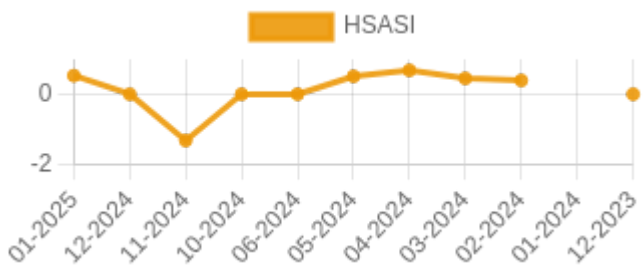
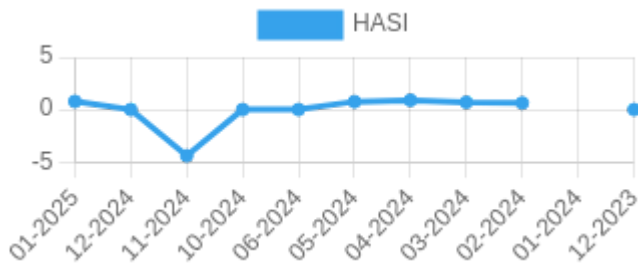
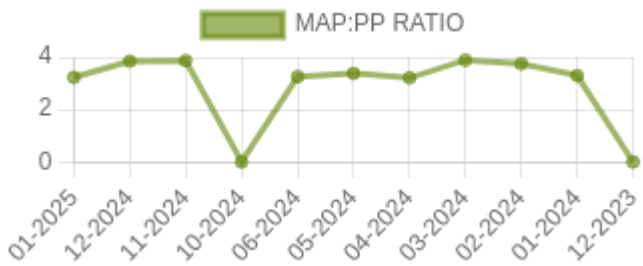
## PSR

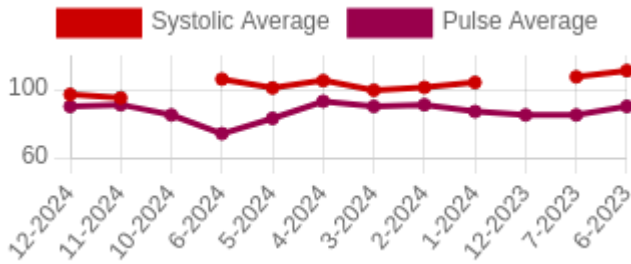


**PSR:** Pulse stiffening ratio (PSR) is the ratio between systolic and diastolic stiffness. It can be expressed as  $PSR = \frac{[systolic\ stiffness]}{[diastolic\ stiffness]}$ .

## HbA1c Trends

## Others Trends





1. **MAP:PP Ratio**- Mean Arterial Pressure : Pulse Pressure Ratio

2. **HASI**- Home arterial stiffening index

3. **HSASI**- Home Symmetric arterial stiffening index

4. **PP**- Pulse Pressure

5. **WIF or widening factor number. WIF** =  $K - 1 / \ln(K) - 1$ , where K is the variability ratio (  $K = \text{Systolic Std. Dev} / \text{Diastolic Std. Dev}$ )

6. **eIPP**- Elastic component of pulse pressure.  $eIPP = (PP - stPP)$

7. **stPP**- Stiffening component of pulse pressure.  $stPP = PP / (1 + WIF)$

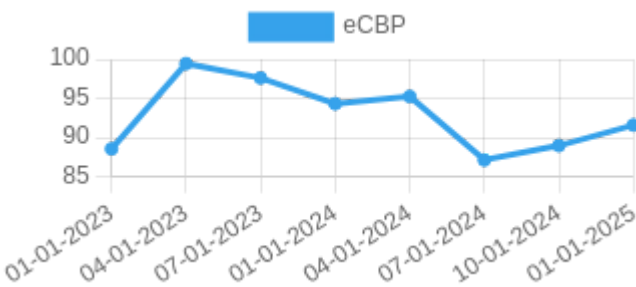
## eCO graph



eCO (Estimated Cardiac Output) Normal range to be added 5 – 10 liters/minute

Units of eCO (Estimated Cardiac Output) – liters/minute

## eCBP graph

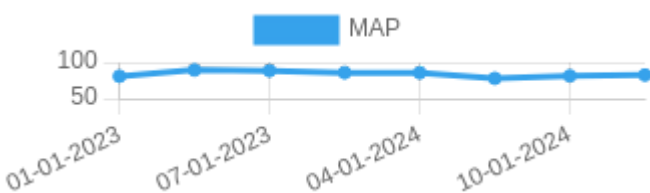


eCBP (Estimated Central Blood Pressure) normal range – 0 – 100 mmHg

1. Cardiac output scale is in liters/minute. Normal range at rest is 5-6 liters/min and (with activity goes up to 30 -35 liters/min)

2. Central mean BP is Squared, Mean radial artery BP/diastolic BP in mmHg. Scale in mmHg and the scale Should be between 0-50 50-100, 150 and 200 mmHg. No established normal at the moment.

## MAP graph



MAP -Mean arterial blood pressure.  $MAP = \text{Diastolic blood pressure} + 1/3(\text{Systolic blood pressure} - \text{Diastolic blood pressure})$

## Reference & Abbreviations

Guide to abbreviations and blood pressure, pulse and other Metrics.

<b>HBPM</b> -Home blood pressure measurement.	<b>HBS</b> -Home blood sugar
<b>PP</b> -Pulse pressure	<b>AP</b> -Average pulse
<b>BPV</b> -Blood pressure variability	<b>SV</b> -Systolic variability
<b>DV</b> -Diastolic variability	<b>PV</b> -Pulse variability
<b>ARV</b> -Average real variability	<b>CV</b> -Coefficient of variation %
<b>SD</b> -Standard deviation	<b>MAP</b> -Mean arterial blood pressure
<b>MAP:</b> PP Mean Arterial Pressure : Pulse Pressure	<b>HASI</b> -Home arterial stiffness index
<b>HSASI</b> -Home Symmetric arterial stiffness index	<b>Estimated CO</b> -Cardiac output [CO=(PPxHR)x.002]
<b>PSR Pulse stiffening ratio.</b> (PSR = SBP/DBP or slope of systolic BP/slope of diastolic BP)	

Estimated central blood pressure ECBP (ECBP = brachial MBP2/brachial DBP or ECBP = radial MBP2/radial DBP)

### Normal Ranges.

Systolic BP 110 – 120 mm Hg

Diastolic BP 70 – 80 mmHg

Pulse 60 - 100/min

Pulse pressure (PP) 40 mmHg (Low PP less than 25% of the systolic BP and high PP greater than 100 mm Hg)

Normal stroke volume (SV) 60 -100 ml

Cardiac output (CO) SV x pulse rate/min

Estimate Cardiac output = Stroke volume / m

Blood pressure variability; Not defined in USA. But desirable ranges ESH guidelines; Systolic day time BP less than 15 mmHg and Diastolic less than 7.9 mmHg and Weighted SD less than 12.8 mmHg for systolic

### Definitions.

MAP:PP ratio not defined.

Pulse stiffening ration; Not defined. Pulse pressure \* inverse log ( std. dev. systolic / std. dev. Diastolic) / (std. dev. systolic / std. dev. Diastolic) - 1 (Pulse pressure X ln (K)/(K-1) where K is systolic Sd /diastolic SD.)

Home arterial stiffness index; Not defined

Home arterial symmetric arterial index: Not defined.

Central blood pressure:Not defined

### References.

MAP;  
Chemla D, Antony I, Zamani K, Nitenberg A. Mean aortic pressure is the geometric mean of systolic and diastolic aortic pressure in resting humans. J Appl Physiol (1985). 2005 Dec;99(6):2278-84. doi: 10.1152/jappphysiol.00713.2005. Epub 2005 Jul 28. PMID: 16051709. Tien LYH, Morgan WH, Cringle SJ, Yu DY. Optimal Calculation of Mean Pressure From Pulse Pressure. Am J Hypertens. 2023 May 21;36(6):297-305. doi: 10.1093/ajh/hpad026. PMID: 36945835; PMCID: PMC10200551.

### PSR:

Gavish B, Izzo JL Jr. Arterial Stiffness: Going a Step Beyond. Am J Hypertens. 2016 Nov 1;29(11):1223-1233. doi:

---

10.1093/ajh/hpw061. PMID: 27405964.

**DCBP:**

Chemla D, Millasseau S, Hamzaoui O, Teboul JL, Monnet X, Michard F, Jozwiak M. New Method to Estimate Central Systolic Blood Pressure From Peripheral Pressure: A Proof of Concept and Validation Study. *Front Cardiovasc Med*. 2021 Dec 15;8:772613. doi: 10.3389/fcvm.2021.772613. PMID: 34977186; PMCID: PMC8714848.

**CO**

Koenig J, Hill LK, Williams DP, Thayer JF. Estimating cardiac output from blood pressure and heart rate: the liljestrand& zander formula. *Biomed Sci Instrum*. 2015;51:85-90. PMID: 25996703; PMCID: PMC5317099.

**BP**

Mean arterial blood pressure;

Guidelines recommend less than 125 mmHg Poon LC, Shennan A, Hyett JA, Kapur A, Hadar E, Divakar H, McAuliffe F, da Silva Costa F, von Dadelszen P, McIntyre HD, Kihara AB, Di Renzo GC, Romero R, D'Alton M, Berghella V, Nicolaides KH, Hod M. The International Federation of Gynecology and Obstetrics (FIGO) initiative on pre-eclampsia: a pragmatic guide for first-trimester screening and prevention. *Int J*

**GynaecolObstet 2019;**

145(Suppl 1):1–33. Not defined in general (desirable MAP ,90 mm Hg) Melgarejo JD, Yang WY, Thijs L, Li Y, Asayama K, Hansen TW, Wei FF, Kikuya M, Ohkubo T, Dolan E, Stolarz-Skrzypek K, Huang QF, Tikhonoff V, Malyutina S, Casiglia E, Lind L, Sandoya E, Filipovský J, Gilis-Malinowska N, Narkiewicz K, Kawecka-Jaszcz K, Boggia J, Wang JG, Imai Y, Vanassche T, Verhamme P, Janssens S, O'Brien E, Maestre GE, Staessen JA, Zhang ZY; International Database on Ambulatory Blood Pressure in Relation to Cardiovascular Outcome Investigators\*. Association of Fatal and Nonfatal Cardiovascular Outcomes With 24-Hour Mean Arterial Pressure. *Hypertension*. 2021 Jan;77(1):39-48

**We hope these complementary multiparametric data along with standard set used in daily practice helps to understand home blood pressure trend and other information they may potentially generate in the future to understand medication effects and patient management.**

**Terms & Conditions Accepted: YES**

**Attention:**

This electronic pdf file contain information intended for the exclusive use of the individual or entity.