



40 Mitchell Ave, Binghamton, NY 13903 Phone:(607) 723-1676

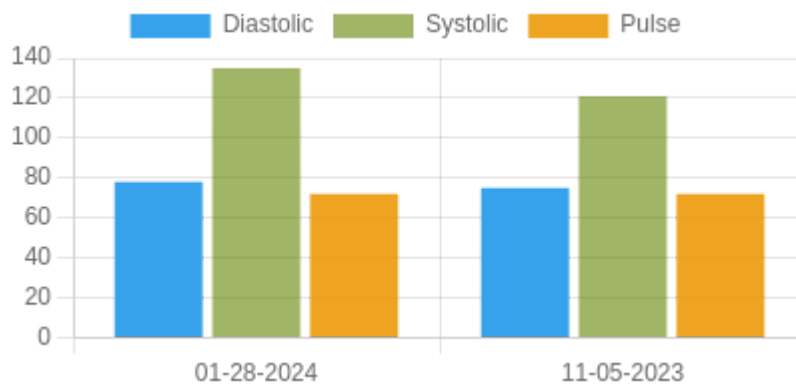
Patient Name: Joanne Reynolds
Height:

MRN #: 7382
Weight:

Birth Year:
Hypertension: S1

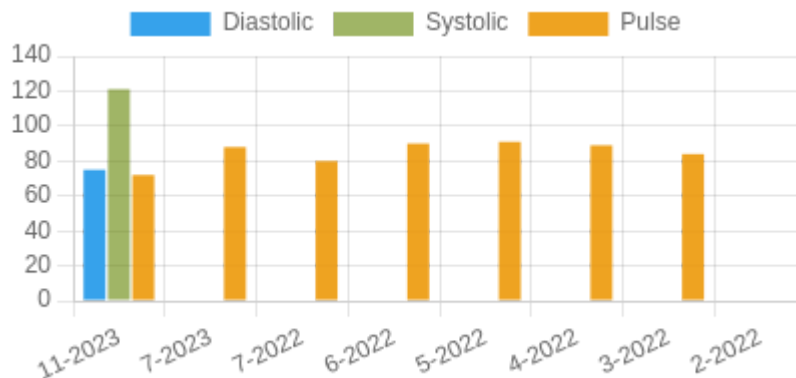
Blood Pressure Averages

Blood Pressure Averages: Weekly



Week	Systolic(n)	Diastolic(n)	Pulse(n)
01-28-2024	135 (1)	78 (1)	72 (1)
11-05-2023	121 (4)	75 (4)	72 (4)

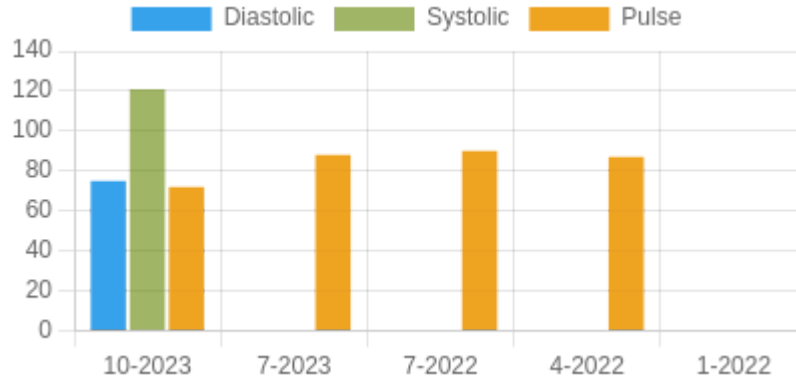
Blood Pressure Averages: Monthly



Month-Year	Systolic(n)	Diastolic(n)	Pulse(n)
11-2023	121 (4)	75 (4)	72 (4)
7-2023	0 (0)	0 (0)	88 (1938)
7-2022	0 (0)	0 (0)	80 (848)

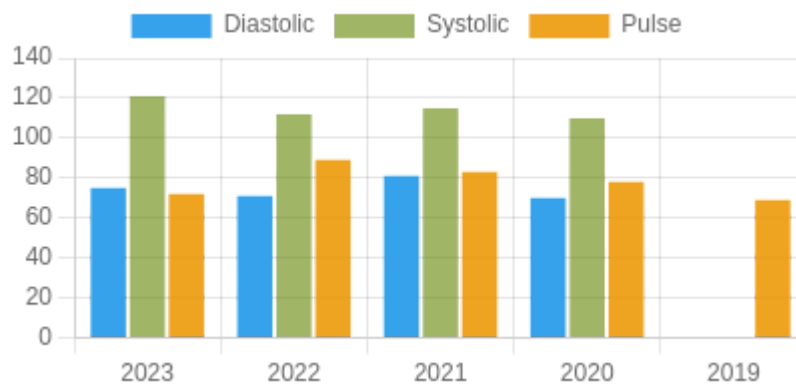
6-2022	0 (0)	0 (0)	90 (7010)
5-2022	0 (0)	0 (0)	91 (6084)
4-2022	0 (0)	0 (0)	89 (2539)
3-2022	0 (0)	0 (0)	84 (1572)
2-2022	0 (0)	0 (0)	0 (0)

Blood Pressure Averages: Quarterly



Quarter-Year	Systolic(n)	Diastolic(n)	Pulse(n)
10-2023	121 (4)	75 (4)	72 (4)
7-2023	0 (0)	0 (0)	88 (1938)
7-2022	0 (0)	0 (0)	90 (13942)
4-2022	0 (0)	0 (0)	87 (4111)
1-2022	0 (0)	0 (0)	0 (0)

Blood Pressure Averages: Yearly



Year	Systolic(n)	Diastolic(n)	Pulse(n)
2023	121 (4)	75 (4)	72 (4)
2022	112 (106)	71 (106)	89 (19991)
2021	115 (5)	81 (5)	83 (2965)
2020	110 (1)	70 (1)	78 (5)
2019	0 (0)	0 (0)	69 (1)

Blood Sugar Averages

Week	Before breakfast	2 hours after breakfast	Before lunch	2 hours after lunch	Before dinner	2 hours after dinner	Bedtime
02-03-2024							
01-26-2024							
01-18-2024							
01-10-2024							

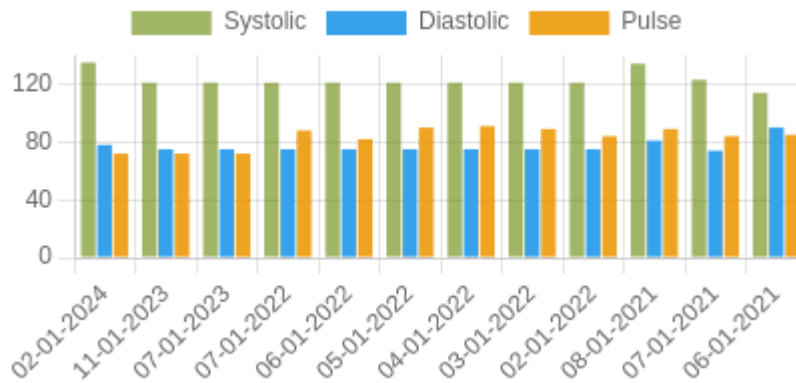
Month-Year	Before breakfast	2 hours after breakfast	Before lunch	2 hours after lunch	Before dinner	2 hours after dinner	Bedtime
02-2024							
01-2024							
12-2023							
11-2023		145(1)		140(1)		135(1)	

Year	Before breakfast	2 hours after breakfast	Before lunch	2 hours after lunch	Before dinner	2 hours after dinner	Bedtime
01-01-2024							
01-01-2023	109(1)	145(1)		140(1)		135(1)	
01-01-2022		124(3)	128(2)	114(8)	121(4)	96(2)	

Chat

Sender	Receiver	Messege	Date&Time
Joanne Reynolds	R.A. Ramanujan , M.D.	ok	02-02-2024
R.A. Ramanujan , M.D.	Joanne Reynolds	We apologize for the breakdown in our transition to new version and have better strategy in the future. Best wishes	13-01-2024
Mr. Anu Banerjee	Joanne Reynolds	This is a test message. No response needed...	10-01-2024
null Sue Ward	Joanne Reynolds	Test no response needed	09-01-2024
null Diane Precopio	Joanne Reynolds	This is a test message. No response needed..	09-01-2024
Mr. Anu Banerjee	Joanne Reynolds	This is a test message. No response needed.	09-01-2024

Reading Trends

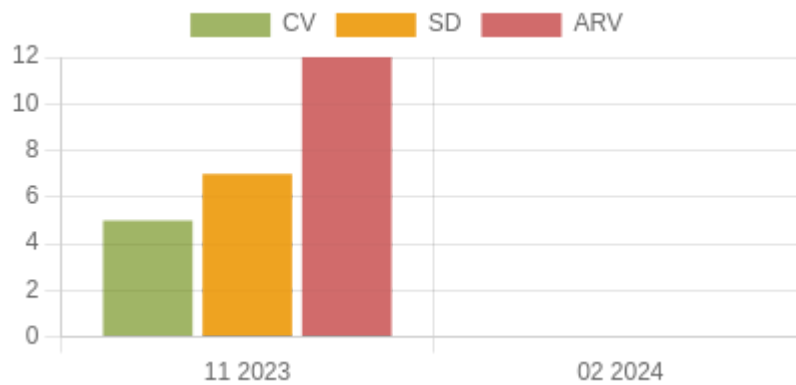


1. Systolic and Diastolic Blood Pressure – mmHg

2. Pulse – Beats per minute

3. Blood Sugar – mg / dl , 45 mg – 2.5 mmol / l

Variability Trends (Monthly)

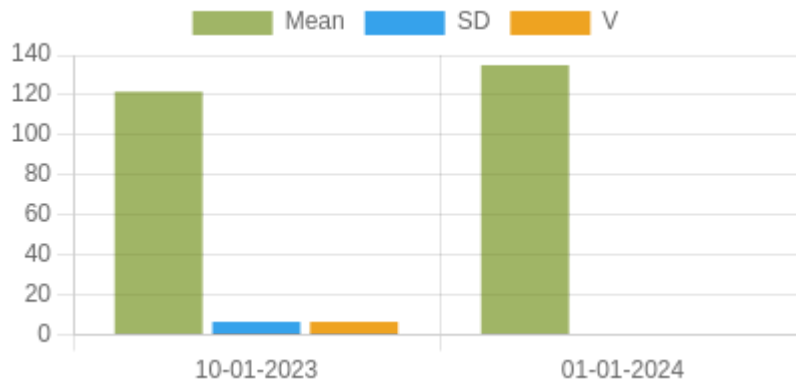


1. CV –The coefficient of variation (CV) is the ratio of the standard deviation to the mean. The higher the coefficient of variation, the greater the level of dispersion around the mean.

2. ARV – Average real variability (ARV) is a method for measuring short-term, reading-to-reading, within-subject variability. It is defined as the average of the absolute differences between consecutive readings

3. SD – Standard deviation is a statistical measurement of variability. It measures how much variation there is from the average (mean).

Kalman Trends

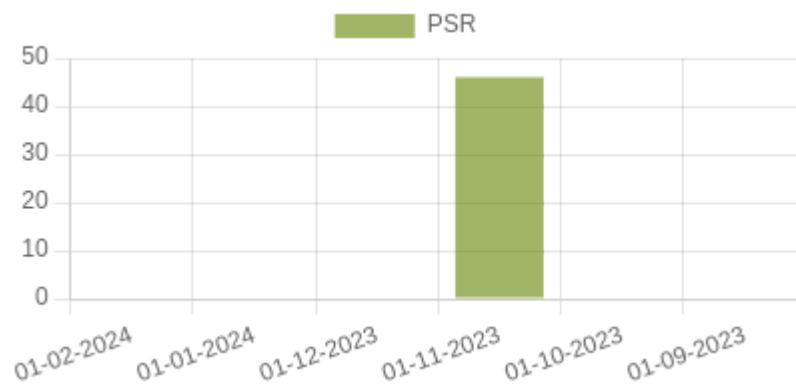


1. Mean(Arithmetic Mean) – Mean is the average of a set of numbers

2. SD – Standard deviation is a statistical measurement of variability. It measures how much variation there is from the average (mean).

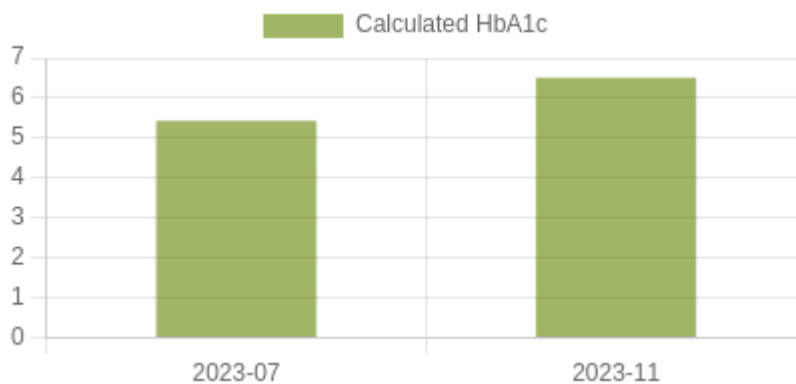
3. V- Variance determines the spread of numbers.. It measures how far each number in the set is from the mean (average) and from every other number in the set.

PSR



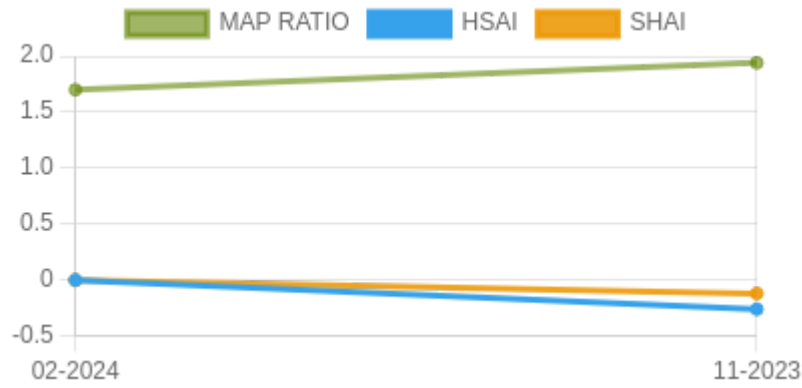
1. PSR: Pulse stiffening ratio (PSR) is the ratio between systolic and diastolic stiffness. It can be expressed as $PSR = \frac{\text{systolic stiffness}}{\text{diastolic stiffness}}$.

HbA1c Trends



1. Estimated HbA1c - glycated hemoglobin

Others Trends



1. MAP:PP Ratio- MAP Pulse Pressure Ratio
2. HASI- Home arterial stiffness index
3. HSASI- Home Symmetric arterial stiffness index

Reference & Abbreviations

Guide to abbreviations and blood pressure, pulse and other Metrics.

HBPM -Home blood pressure measurement.

HBS -Home blood sugar

PP -Pulse pressure

AV -Average pulse

BPV -Blood pressure variability

SV -Systolic variability

DV -Diastolic variability

PV -Pulse variability

ARV -Average real variability

CV -Coefficient of variation %

SD -Standard deviation

MAP -Mean arterial blood pressure

MAP:PP Mean Arterial Pressure : Pulse Pressure

HASI -Home arterial stiffness index

HSASI -Home Symmetric arterial stiffness index

Estimated CO -Cardiac output [$CO=(PP \times HR) \times 0.002$]

PSR Pulse stiffening ratio. (PSR = SBP/DBP or slope of systolic BP/slope of diastolic BP)

Estimated central blood pressure ECBP (ECBP = brachial MBP2/brachial DBP or ECBP = radial MBP2/radial DBP)

Normal Ranges.

Systolic BP 110 – 120 mm Hg

Diastolic BP 70 – 80 mmHg

Pulse 60 - 100/min

Pulse pressure (PP) 40 mmHg (Low PP less than 25% of the systolic BP and high PP greater than 100 mm Hg)

Normal stroke volume (SV) 60 -100 ml

Cardiac output (CO) SV x pulse rate/min

Estimate Cardiac output = Stroke volume / m

Blood pressure variability; Not defined in USA. But desirable ranges ESH guidelines; Systolic day time BP less than 15 mmHg and Diastolic less than 7.9 mmHg and Weighted SD less than 12.8 mmHg for systolic

Definitions.

MAP:PP ratio not defined.

Pulse stiffening ration; Not defined. Pulse pressure * inverse log (std. dev. systolic / std. dev. Diastolic) / (std. dev. systolic / std. dev. Diastolic) - 1 (Pulse pressure X In (K)/(K-1) where K is systolic Sd /diastolic SD.)

Home arterial stiffness index; Not defined

Home arterial symmetric arterial index: Not defined.

Central blood pressure:Not defined

References.

MAP;

Chemla D, Antony I, Zamani K, Nitenberg A. Mean aortic pressure is the geometric mean of systolic and diastolic aortic pressure in resting humans. *J Appl Physiol* (1985). 2005 Dec;99(6):2278-84. doi: 10.1152/jappphysiol.00713.2005. Epub 2005 Jul 28. PMID: 16051709. Tien LYH, Morgan WH, Cringle SJ, Yu DY. Optimal Calculation of Mean Pressure From Pulse Pressure. *Am J Hypertens*. 2023 May 21;36(6):297-305. doi: 10.1093/ajh/hpad026. PMID: 36945835; PMCID: PMC10200551.

PSR:

Gavish B, Izzo JL Jr. Arterial Stiffness: Going a Step Beyond. *Am J Hypertens*. 2016 Nov 1;29(11):1223-1233. doi: 10.1093/ajh/hpw061. PMID: 27405964.

DCBP:

Chemla D, Millasseau S, Hamzaoui O, Teboul JL, Monnet X, Michard F, Jozwiak M. New Method to Estimate Central Systolic Blood Pressure From Peripheral Pressure: A Proof of Concept and Validation Study. *Front Cardiovasc Med*. 2021 Dec 15;8:772613. doi: 10.3389/fcvm.2021.772613. PMID: 34977186; PMCID: PMC8714848.

CO

Koenig J, Hill LK, Williams DP, Thayer JF. Estimating cardiac output from blood pressure and heart rate: the

liljestrand& zander formula. Biomed Sci Instrum. 2015;51:85-90. PMID: 25996703; PMCID: PMC5317099.

BP

Mean arterial blood pressure;

Guidelines recommend less than 125 mmHg Poon LC, Shennan A, Hyett JA, Kapur A, Hadar E, Divakar H, McAuliffe F, da Silva Costa F, von Dadelszen P, McIntyre HD, Kihara AB, Di Renzo GC, Romero R, D'Alton M, Berghella V, Nicolaides KH, Hod M. The International Federation of Gynecology and Obstetrics (FIGO) initiative on pre-eclampsia: a pragmatic guide for first-trimester screening and prevention. Int J

GynaecolObstet 2019;

145(Suppl 1):1–33. Not defined in general (desirable MAP ,90 mm Hg)Melgarejo JD, Yang WY, Thijs L, Li Y, Asayama K, Hansen TW, Wei FF, Kikuya M, Ohkubo T, Dolan E, Stolarz-Skrzypek K, Huang QF, Tikhonoff V, Malyutina S, Casiglia E, Lind L, Sandoya E, Filipovský J, Gilis-Malinowska N, Narkiewicz K, Kawecka-Jaszcz K, Boggia J, Wang JG, Imai Y, Vanassche T, Verhamme P, Janssens S, O'Brien E, Maestre GE, Staessen JA, Zhang ZY; International Database on Ambulatory Blood Pressure in Relation to Cardiovascular Outcome Investigators*. Association of Fatal and Nonfatal Cardiovascular Outcomes With 24-Hour Mean Arterial Pressure. Hypertension. 2021 Jan;77(1):39-48

We hope these complementary multiparametric data along with standard set used in daily practice helps to understand home blood pressure trend and other information they may potentially generate in the future to understand medication effects and patient management.

Terms & Conditions Accepted: YES

Attention:

This electronic pdf file contain information intended for the exclusive use of the individual or entity.