

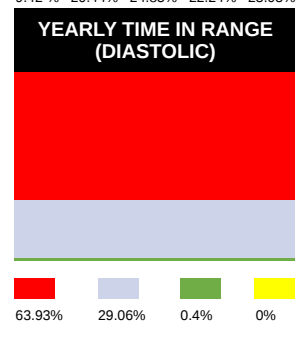





40 Mitchell Ave, Binghamton, NY 13903 Phone:(607) 723-1676

Patient Name: Jennifer Davis
Height: 5.6

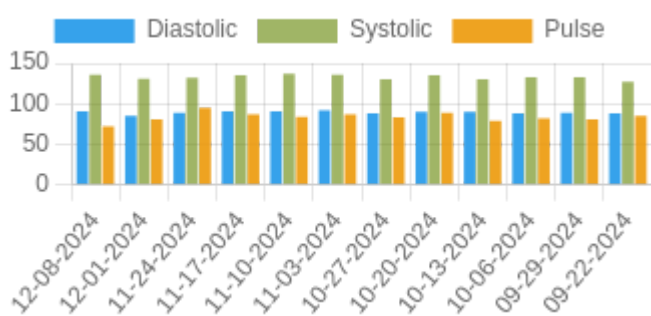
MRN #: 6432
Weight: 245

Birth Year:
Hypertension: S1



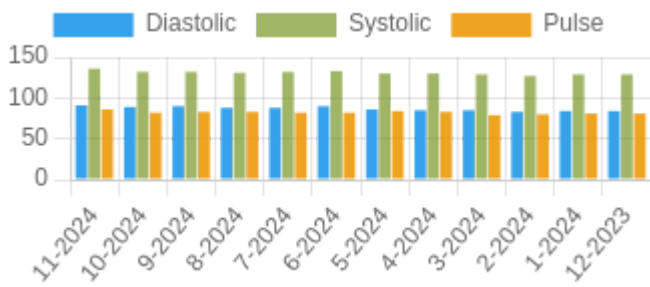
Blood Pressure Averages

Blood Pressure Averages: Weekly



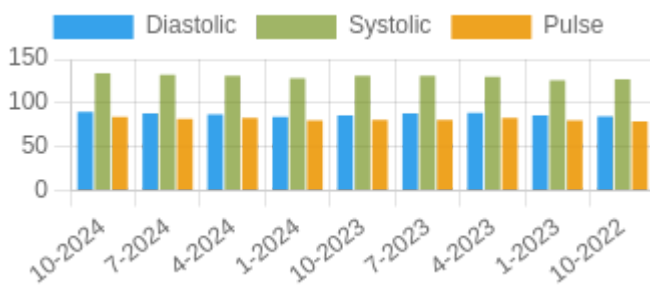
Week	Systolic(n)	Diastolic(n)	Pulse(n)
12-08-2024	136 (1)	91 (1)	72 (1)
12-01-2024	131 (2)	85 (2)	81 (2)
11-24-2024	132 (1)	89 (1)	95 (1)
11-17-2024	135 (8)	91 (8)	87 (8)
11-10-2024	137 (4)	91 (4)	84 (4)
11-03-2024	136 (4)	92 (4)	87 (4)
10-27-2024	130 (4)	88 (4)	83 (4)
10-20-2024	135 (5)	90 (5)	89 (5)
10-13-2024	130 (5)	90 (5)	79 (5)
10-06-2024	133 (7)	88 (7)	82 (7)
09-29-2024	133 (7)	89 (7)	81 (7)
09-22-2024	127 (6)	88 (6)	85 (6)

Blood Pressure Averages: Monthly



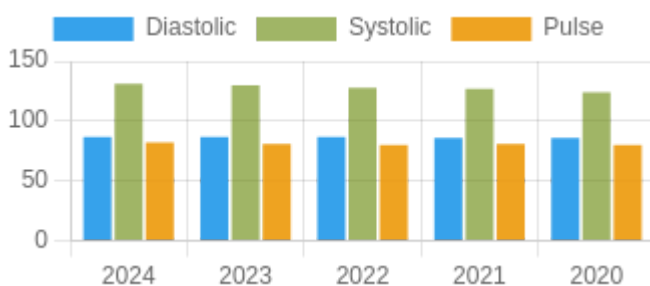
Month-Year	Systolic(n)	Diastolic(n)	Pulse(n)
11-2024	136 (18)	91 (18)	86 (18)
10-2024	132 (26)	89 (26)	82 (26)
9-2024	132 (35)	90 (35)	83 (35)
8-2024	131 (48)	88 (48)	83 (48)
7-2024	132 (48)	88 (48)	82 (48)
6-2024	133 (49)	90 (49)	82 (49)
5-2024	130 (54)	86 (54)	84 (54)
4-2024	130 (46)	85 (46)	83 (46)
3-2024	129 (47)	85 (47)	79 (47)
2-2024	127 (48)	83 (48)	80 (48)
1-2024	129 (50)	84 (50)	81 (50)
12-2023	129 (50)	84 (50)	81 (50)

Blood Pressure Averages: Quarterly



Quarter-Year	Systolic(n)	Diastolic(n)	Pulse(n)
10-2024	134 (44)	90 (44)	84 (44)
7-2024	132 (131)	88 (131)	82 (131)
4-2024	131 (149)	87 (149)	83 (149)
1-2024	128 (145)	84 (145)	80 (145)
10-2023	131 (137)	86 (137)	81 (137)
7-2023	131 (155)	88 (155)	81 (155)
4-2023	130 (95)	89 (95)	83 (95)
1-2023	126 (91)	86 (91)	80 (91)
10-2022	127 (35)	85 (35)	79 (35)

Blood Pressure Averages: Yearly



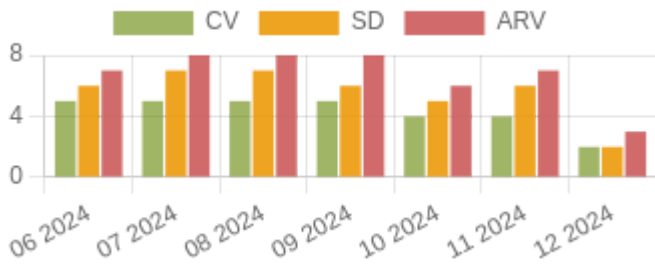
Year	Systolic(n)	Diastolic(n)	Pulse(n)
2024	131 (469)	87 (469)	82 (469)
2023	130 (478)	87 (478)	81 (478)
2022	128 (374)	87 (374)	80 (374)
2021	127 (464)	86 (464)	81 (464)
2020	124 (359)	86 (359)	80 (359)

Chat

Sender	Receiver	Messege	Date&Time
R.A. Ramanujan , M.D.	Jennifer Davis	HAPPY THANKSGIVING!	27-11-2024
R.A. Ramanujan , M.D.	Jennifer Davis	Happy Thanksgiving!	27-11-2024
R.A. Ramanujan , M.D.	Jennifer Davis	OK to try one full and see the response ! 🍷	16-11-2024

Jennifer Davis	R.A. Ramanujan, M.D.	(607) 765-5609 J.Davis	15-11-2024
Jennifer Davis	R.A. Ramanujan, M.D.	Dr. Ram, if BP stays elevated along with taking the new medication can i take a whole tablet of the lorsartan instead of a half tablet	15-11-2024
null Sue Ward	Jennifer Davis	Medicare open enrollment has begun and will continue through December 7th. Please be aware that we do NOT participate with all Medicare Advantage plans!! If you choose a plan that we do not participate in, we will not be able to continue seeing you as our patient. As always, we require you to present your insurance card & copay at every visit, so remember to bring the new card if you change. These are the Medicare Advantage plans we participate with: AARP Medicare Aetna Medicare BCBS/Excellus Medicare CDPHP Medicare Cigna/MVP Medicare Humana Medicare Medicare/Medicare Railroad United Healthcare Medicare United Health care Dual Complete If you have any questions, please contact our office at 607-723-1676. We have sent a similar message through the patient portal as well. No response back through the checkmyvitals app is needed. Hope to see you all next year DCA providers and staff	11-11-2024

Systolic Variability Trends

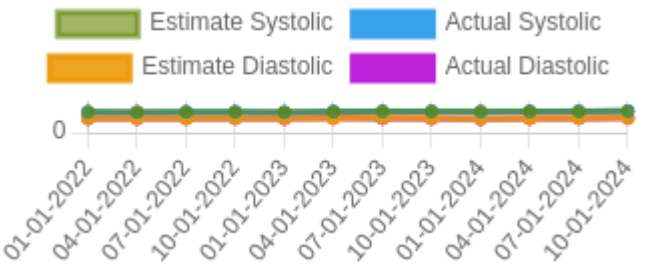


- 1. CV** –The coefficient of variation (CV) is the ratio of the standard deviation to the mean. The higher the coefficient of variation, the greater the level of dispersion around the mean, Units = mmHg.
- 2. ARV** – Average real variability (ARV) is a method for measuring short-term, reading-to-reading, within-subject variability. It is defined as the average of the absolute differences between consecutive readings, Units = mmHg.
- 3. SD** – Standard deviation is a statistical measurement of variability. It measures how much variation there is from the average (mean), Units = mmHg.

Diastolic Variability Trends

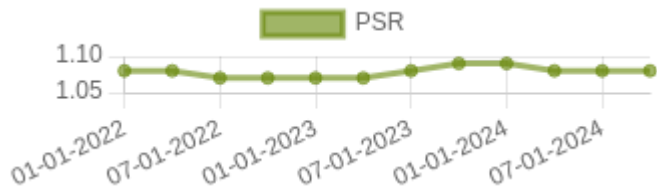


Kalman Trends



- 1. Mean(Arithmetic Mean)** – Mean is the average of a set of numbers
- 2. SD** – Standard deviation is a statistical measurement of variability. It measures how much variation there is from the average (mean).
- 3. V-** Variance determines the spread of numbers.. It measures how far each number in the set is from the mean (average) and from every other number in the set.

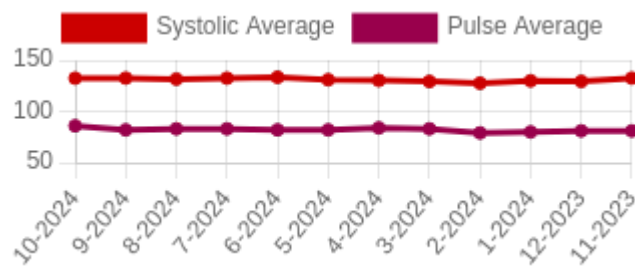
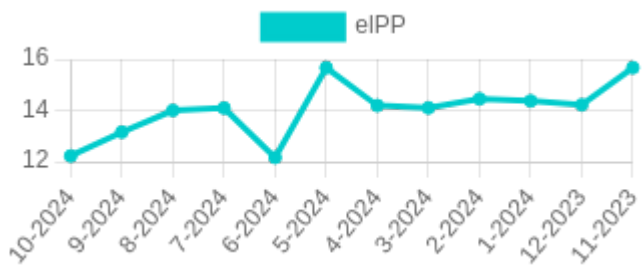
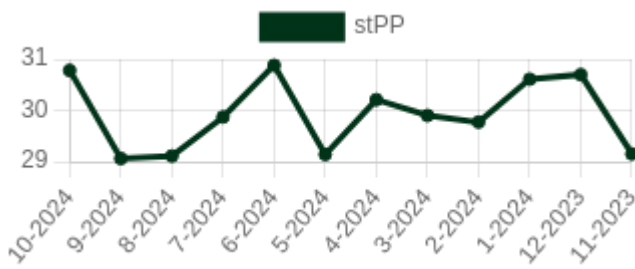
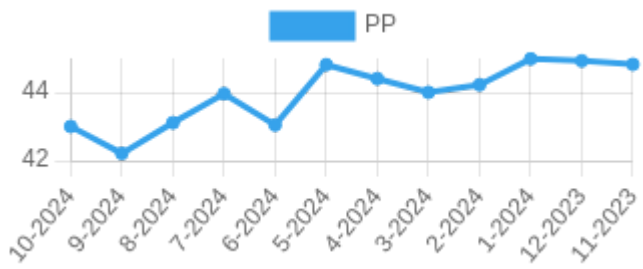
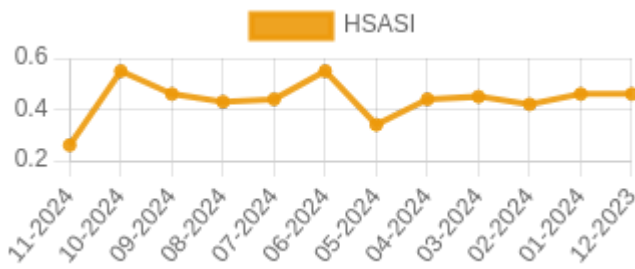
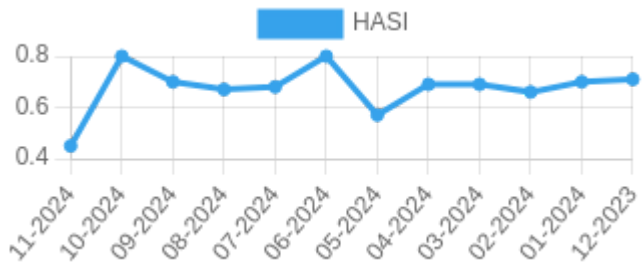
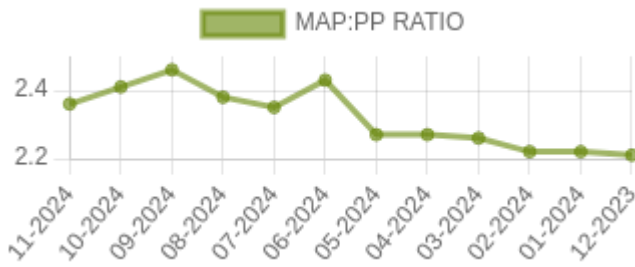
PSR



PSR: Pulse stiffening ratio (PSR) is the ratio between systolic and diastolic stiffness. It can be expressed as $PSR = \frac{[systolic\ stiffness]}{[diastolic\ stiffness]}$.

HbA1c Trends

Others Trends



- MAP:PP Ratio**- Mean Arterial Pressure : Pulse Pressure Ratio
- HASI**- Home arterial stiffening index
- HSASI**- Home Symmetric arterial stiffening index
- PP**- Pulse Pressure
- WIF or widening factor number.** $WIF = \frac{K-1}{\ln(K)-1}$, where K is the variability ratio ($K = \frac{Systolic\ Std.\ Dev}{Diastolic\ Std.\ Dev}$)

6. eIPP- Elastic component of pulse pressure. $eIPP = (PP - stPP)$

7. stPP- Stiffening component of pulse pressure. $stPP = PP / (1 + WIF)$

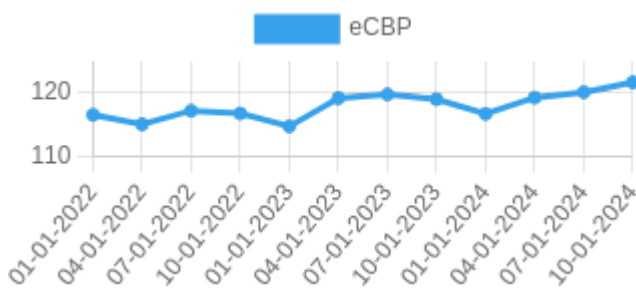
eCO graph



eCO (Estimated Cardiac Output) Normal range to be added 5 – 10 liters/minute

Units of eCO (Estimated Cardiac Output) – liters/minute

eCBP graph

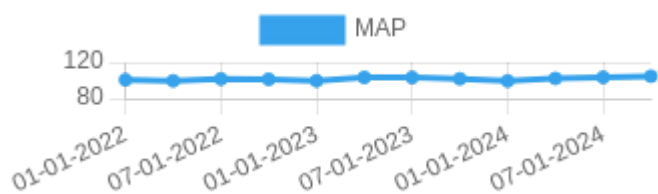


eCBP (Estimated Central Blood Pressure) normal range – 0 – 100 mmHg

1. Cardiac output scale is in liters/minute. Normal range at rest is 5-6 liters/min and (with activity goes up to 30-35 liters/min)

2. Central mean BP is Squared, Mean radial artery BP/diastolic BP in mmHg. Scale in mmHg and range is in mmHg and the scale Should be between 0-50 50-100, 150 and 200 mmHg. No established normal at the moment.

MAP graph



MAP -Mean arterial blood pressure. $MAP = \text{Diastolic blood pressure} + \frac{1}{3}(\text{Systolic blood pressure} - \text{Diastolic blood pressure})$

Reference & Abbreviations

Guide to abbreviations and blood pressure, pulse and other Metrics.

HBPM -Home blood pressure measurement.	HBS -Home blood sugar
PP -Pulse pressure	AP -Average pulse
BPV -Blood pressure variability	SV -Systolic variability
DV -Diastolic variability	PV -Pulse variability
ARV -Average real variability	CV -Coefficient of variation %
SD -Standard deviation	MAP -Mean arterial blood pressure
MAP: PP Mean Arterial Pressure : Pulse Pressure	HASI -Home arterial stiffness index
HSASI -Home Symmetric arterial stiffness index	Estimated CO -Cardiac output [CO= (PPxHR)x.002]

PSR Pulse stiffening ratio. (PSR = SBP/DBP or slope of systolic BP/slope of diastolic BP)

Estimated central blood pressure ECBP (ECBP = brachial MBP2/brachial DBP or ECBP = radial MBP2/radial DBP)

Normal Ranges.

Systolic BP 110 – 120 mm Hg

Diastolic BP 70 – 80 mmHg

Pulse 60 - 100/min

Pulse pressure (PP) 40 mmHg (Low PP less than 25% of the systolic BP and high PP greater than 100 mm Hg)

Normal stroke volume (SV) 60 -100 ml

Cardiac output (CO) SV x pulse rate/min

Estimate Cardiac output = Stroke volume / m

Blood pressure variability; Not defined in USA. But desirable ranges ESH guidelines; Systolic day time BP less than 15 mmHg and Diastolic less than 7.9 mmHg and Weighted SD less than 12.8 mmHg for systolic

Definitions.

MAP:PP ratio not defined.

Pulse stiffening ratio; Not defined. Pulse pressure * inverse log (std. dev. systolic / std. dev. Diastolic) / (std. dev. systolic / std. dev. Diastolic) - 1 (Pulse pressure X ln (K)/(K-1) where K is systolic Sd /diastolic SD.)

Home arterial stiffness index; Not defined

Home arterial symmetric arterial index: Not defined.

Central blood pressure:Not defined

References.

MAP;
Chemla D, Antony I, Zamani K, Nitenberg A. Mean aortic pressure is the geometric mean of systolic and diastolic aortic pressure in resting humans. *J Appl Physiol* (1985). 2005 Dec;99(6):2278-84. doi: 10.1152/jappphysiol.00713.2005. Epub 2005 Jul 28. PMID: 16051709. Tien LYH, Morgan WH, Cringle SJ, Yu DY. Optimal Calculation of Mean Pressure From Pulse Pressure. *Am J Hypertens*. 2023 May 21;36(6):297-305. doi: 10.1093/ajh/hpad026. PMID: 36945835; PMCID: PMC10200551.

PSR:

Gavish B, Izzo JL Jr. Arterial Stiffness: Going a Step Beyond. *Am J Hypertens*. 2016 Nov 1;29(11):1223-1233. doi: 10.1093/ajh/hpw061. PMID: 27405964.

DCBP:

Chemla D, Millasseau S, Hamzaoui O, Teboul JL, Monnet X, Michard F, Jozwiak M. New Method to Estimate Central Systolic Blood Pressure From Peripheral Pressure: A Proof of Concept and Validation Study. *FrontCardiovasc Med*. 2021 Dec 15;8:772613. doi: 10.3389/fcvm.2021.772613. PMID: 34977186; PMCID: PMC8714848.

CO

Koenig J, Hill LK, Williams DP, Thayer JF. Estimating cardiac output from blood pressure and heart rate: the liljestrands and zander formula. *Biomed Sci Instrum*. 2015;51:85-90. PMID: 25996703; PMCID: PMC5317099.

BP

Mean arterial blood pressure;

Guidelines recommend less than 125 mmHg Poon LC, Shennan A, Hyett JA, Kapur A, Hadar E, Divakar H, McAuliffe F, da Silva Costa F, von Dadelszen P, McIntyre HD, Kihara AB, Di Renzo GC, Romero R, D'Alton M, Berghella V, Nicolaides KH, Hod M. The International Federation of Gynecology and Obstetrics (FIGO) initiative on pre-eclampsia: a pragmatic guide for first-trimester screening and prevention. *Int J*

GynaecolObstet 2019;

145(Suppl 1):1–33. Not defined in general (desirable MAP ,90 mm Hg) Melgarejo JD, Yang WY, Thijs L, Li Y, Asayama

K, Hansen TW, Wei FF, Kikuya M, Ohkubo T, Dolan E, Stolarz-Skrzypek K, Huang QF, Tikhonoff V, Malyutina S, Casiglia E, Lind L, Sandoya E, Filipovský J, Gilis-Malinowska N, Narkiewicz K, Kawecka-Jaszcz K, Boggia J, Wang JG, Imai Y, Vanassche T, Verhamme P, Janssens S, O'Brien E, Maestre GE, Staessen JA, Zhang ZY; International Database on Ambulatory Blood Pressure in Relation to Cardiovascular Outcome Investigators*. Association of Fatal and Nonfatal Cardiovascular Outcomes With 24-Hour Mean Arterial Pressure. Hypertension. 2021 Jan;77(1):39-48

We hope these complementary multiparametric data along with standard set used in daily practice helps to understand home blood pressure trend and other information they may potentially generate in the future to understand medication effects and patient management.

Terms & Conditions Accepted: YES

Attention:

This electronic pdf file contain information intended for the exclusive use of the individual or entity.