

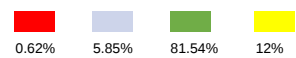
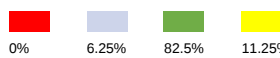
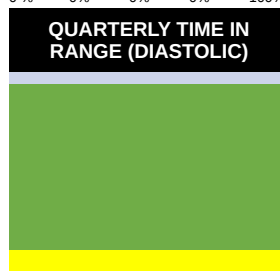
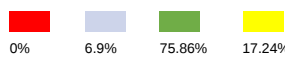
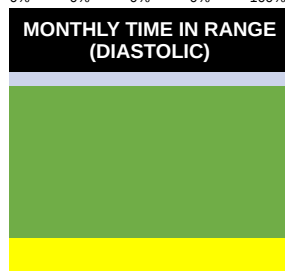
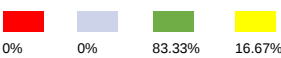
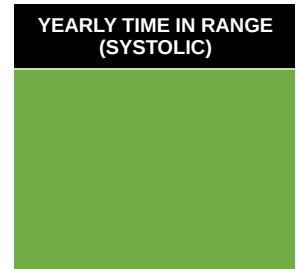
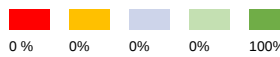
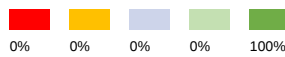


40 Mitchell Ave, Binghamton, NY 13903 Phone:(607) 723-1676

Patient Name: Dennis Toaspern
Height: 5.8

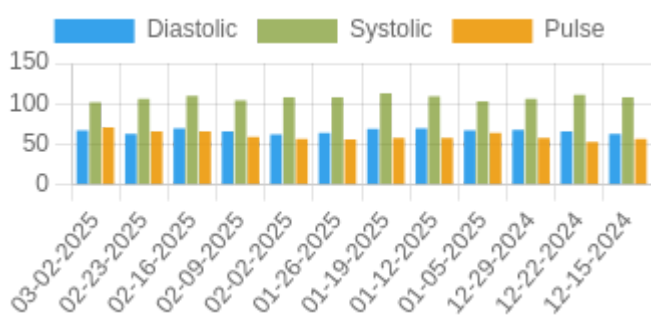
MRN #: 5757
Weight: 191

Birth Year:
Hypertension: S1



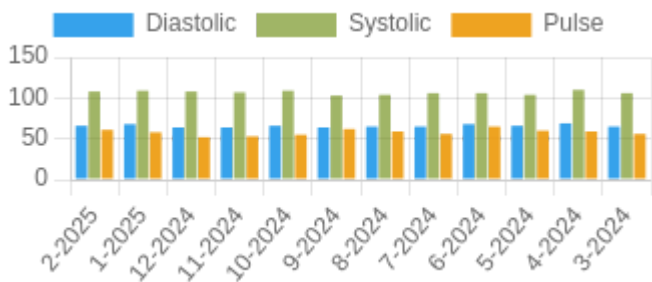
Blood Pressure Averages

Blood Pressure Averages: Weekly



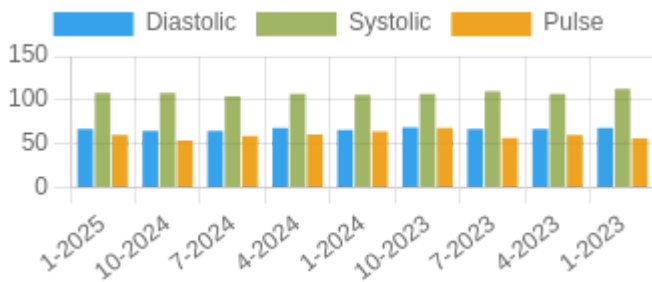
Week	Systolic(n)	Diastolic(n)	Pulse(n)
03-02-2025	102 (3)	67 (3)	71 (3)
02-23-2025	106 (7)	63 (7)	66 (7)
02-16-2025	110 (8)	70 (8)	66 (8)
02-09-2025	104 (7)	66 (7)	59 (7)
02-02-2025	108 (7)	62 (7)	57 (7)
01-26-2025	108 (7)	64 (7)	56 (7)
01-19-2025	113 (7)	69 (7)	58 (7)
01-12-2025	109 (7)	70 (7)	58 (7)
01-05-2025	103 (4)	67 (4)	64 (4)
12-29-2024	106 (4)	68 (4)	58 (4)
12-22-2024	111 (6)	66 (6)	53 (6)
12-15-2024	108 (6)	63 (6)	57 (6)

Blood Pressure Averages: Monthly



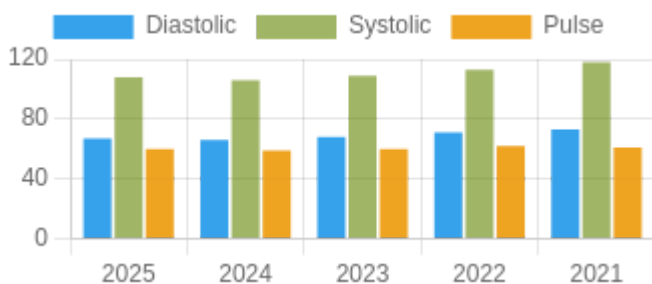
Month-Year	Systolic(n)	Diastolic(n)	Pulse(n)
2-2025	108 (29)	66 (29)	61 (29)
1-2025	109 (27)	68 (27)	58 (27)
12-2024	108 (26)	64 (26)	52 (26)
11-2024	107 (27)	64 (27)	53 (27)
10-2024	109 (27)	66 (27)	55 (27)
9-2024	103 (27)	64 (27)	62 (27)
8-2024	104 (24)	65 (24)	59 (24)
7-2024	106 (28)	65 (28)	56 (28)
6-2024	106 (26)	68 (26)	65 (26)
5-2024	104 (30)	66 (30)	60 (30)
4-2024	110 (27)	69 (27)	59 (27)
3-2024	106 (29)	65 (29)	56 (29)

Blood Pressure Averages: Quarterly



Quarter-Year	Systolic(n)	Diastolic(n)	Pulse(n)
1-2025	108 (56)	67 (56)	60 (56)
10-2024	108 (80)	65 (80)	54 (80)
7-2024	104 (79)	65 (79)	59 (79)
4-2024	107 (83)	68 (83)	61 (83)
1-2024	106 (78)	66 (78)	64 (78)
10-2023	107 (89)	69 (89)	68 (89)
7-2023	110 (77)	67 (77)	57 (77)
4-2023	107 (77)	67 (77)	60 (77)
1-2023	113 (27)	68 (27)	56 (27)

Blood Pressure Averages: Yearly



Year	Systolic(n)	Diastolic(n)	Pulse(n)
2025	108 (56)	67 (56)	60 (56)
2024	106 (320)	66 (320)	59 (320)
2023	109 (330)	68 (330)	60 (330)
2022	113 (308)	71 (308)	62 (308)
2021	118 (288)	73 (288)	61 (288)

Blood Sugar Averages

Week	Before breakfast	2 hours after breakfast	Before lunch	2 hours after lunch	Before dinner	2 hours after dinner	Bedtime
03-09-2025	154(4)						
03-01-2025	124(8)						
02-21-2025	129(9)						
02-13-2025	142(8)						

Month-Year	Before breakfast	2 hours after breakfast	Before lunch	2 hours after lunch	Before dinner	2 hours after dinner	Bedtime
------------	------------------	-------------------------	--------------	---------------------	---------------	----------------------	---------

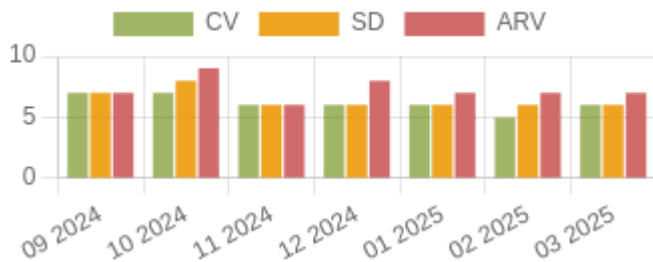
03-2025	149(5)						
02-2025	131(29)						
01-2025	130(27)						
12-2024	129(26)						

Year	Before breakfast	2 hours after breakfast	Before lunch	2 hours after lunch	Before dinner	2 hours after dinner	Bedtime
01-01-2025	132(61)						
01-01-2024	123(320)						
01-01-2023	123(193)	135(143)	144(1)	138(2)	187(2)	231(1)	

Chat

Sender	Receiver	Messege	Date&Time
R.A. Ramanujan , M.D.	Dennis Toaspern	👉	04-03-2025
Dennis Toaspern	R.A. Ramanujan , M.D.	Thanks. I'll do some research and some due diligence and get back.	04-03-2025
Amy Burpee , MS,RD,CDE	Dennis Toaspern	Insurance has loosened the requirements for continuous glucose monitors (Dexcom / Free Style Libre) -- you no longer have to inject insulin or test blood sugar 4 times daily -- you just have to prove you have had low blood sugars requiring assistance (like your wife having to get you OJ to bring up your blood sugar). We can send in a prescription for you if you would like. I am the one who would set you up with it once you get it (I normally keep a 2:30pm slot open for this) so you can call the office and come on in. Let me know what you think. This is the best option available at this time.	04-03-2025
Dennis Toaspern	R.A. Ramanujan , M.D.	After 30+ years of finger sticks, I'm looking for another way to start my day. Has technology come up with another way that is simpler and not as intrusive?	04-03-2025
R.A. Ramanujan , M.D.	Dennis Toaspern	👉 for resolution!	10-02-2025
Dennis Toaspern	R.A. Ramanujan , M.D.	5.0 Montjaro on Sunday and have been taking Psyllium daily-5 capsules, for several weeks. IBS symptoms have abated quite a bit since Jan. 1--still an issue, though.	10-02-2025
R.A. Ramanujan , M.D.	Dennis Toaspern	Any new medication ??	10-02-2025

Systolic Variability Trends

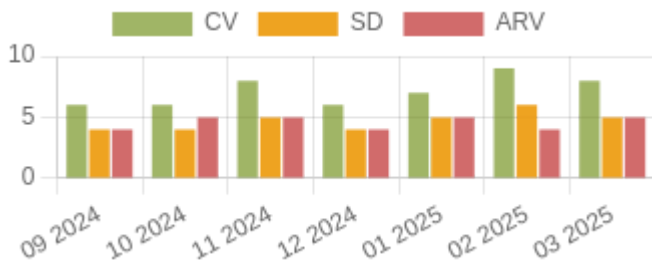


1. CV –The coefficient of variation (CV) is the ratio of the standard deviation to the mean. The higher the coefficient of variation, the greater the level of dispersion around the mean, Units = mmHg.

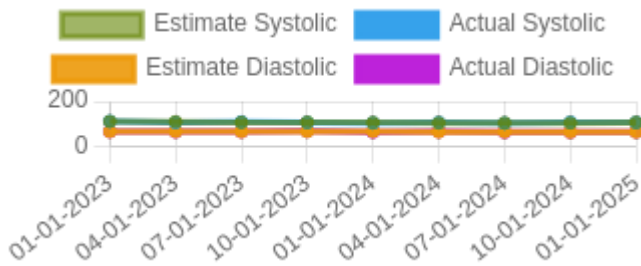
2. ARV – Average real variability (ARV) is a method for measuring short-term, reading-to-reading, within-subject variability. It is defined as the average of the absolute differences between consecutive readings, Units = mmHg.

3. SD – Standard deviation is a statistical measurement of variability. It measures how much variation there is from the average (mean), Units = mmHg.

Diastolic Variability Trends



Kalman Trends

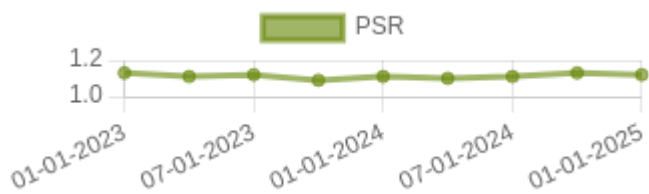


1. Mean(Arithmetic Mean) – Mean is the average of a set of numbers

2. SD – Standard deviation is a statistical measurement of variability. It measures how much variation there is from the average (mean).

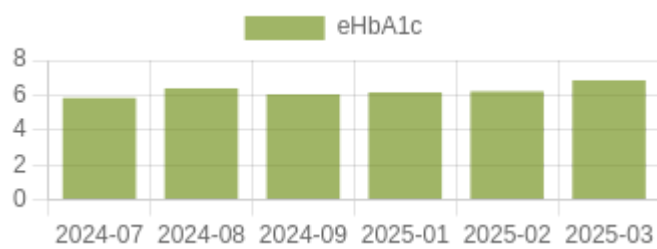
3. V- Variance determines the spread of numbers.. It measures how far each number in the set is from the mean (average) and from every other number in the set.

PSR



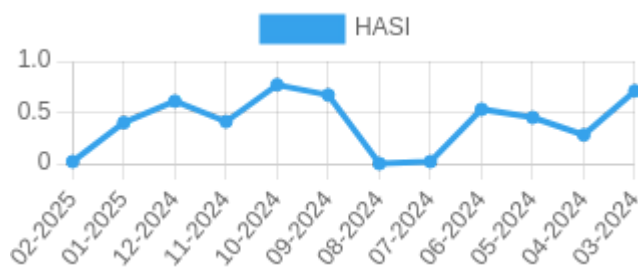
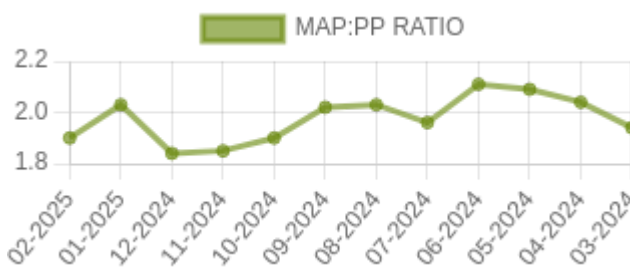
PSR: Pulse stiffening ratio (PSR) is the ratio between systolic and diastolic stiffness. It can be expressed as $PSR = \frac{[systolic\ stiffness]}{[diastolic\ stiffness]}$.

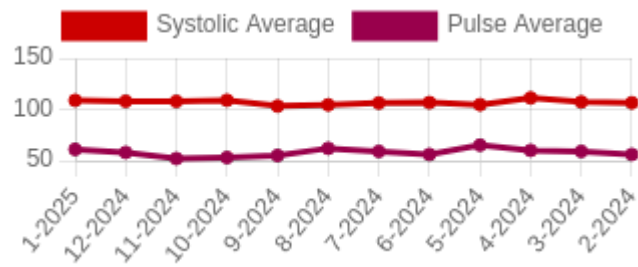
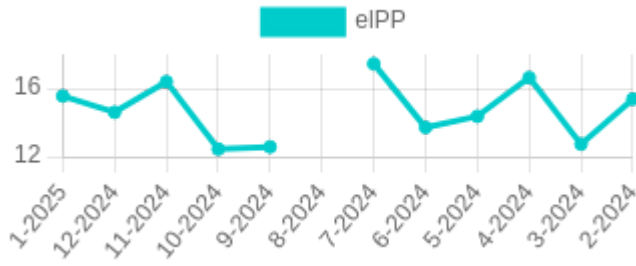
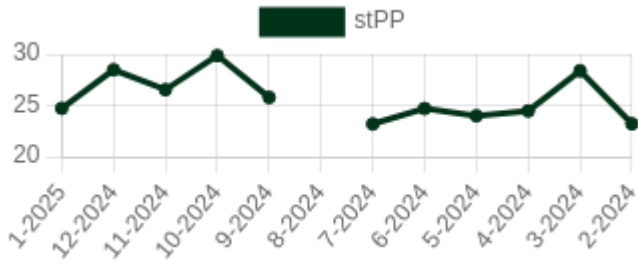
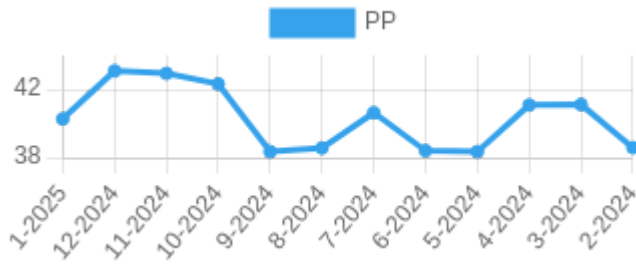
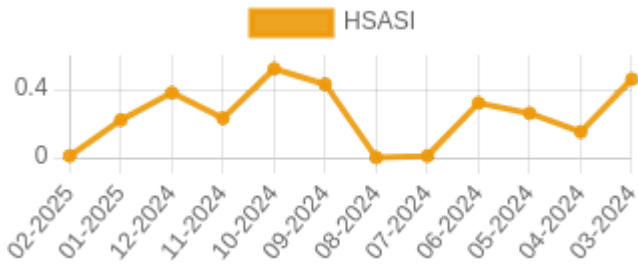
HbA1c Trends



Estimated HbA1c - eHbA1c

Others Trends





1. **MAP:PP Ratio**- Mean Arterial Pressure : Pulse Pressure Ratio

2. **HASI**- Home arterial stiffening index

3. **HSASI**- Home Symmetric arterial stiffening index

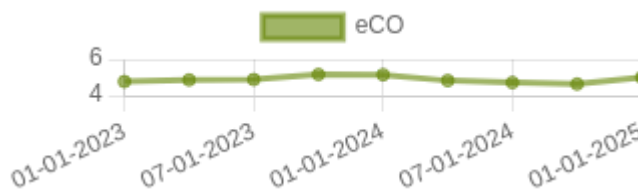
4. **PP**- Pulse Pressure

5. **WIF or widening factor number. WIF** = $K-1/\ln(K)-1$, where K is the variability ratio ($K = \text{Systolic Std. Dev} / \text{Diastolic Std. Dev}$)

6. **eIPP**- Elastic component of pulse pressure. $eIPP = (PP - stPP)$

7. **stPP**- Stiffening component of pulse pressure. $stPP = PP / (1 + WIF)$

eCO graph



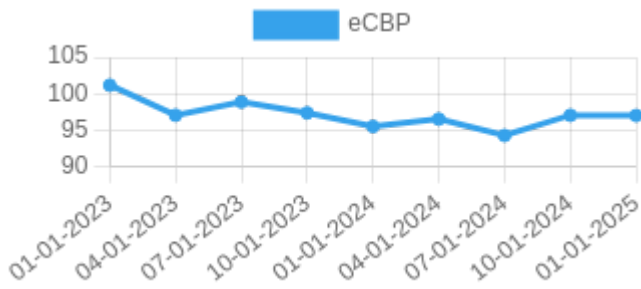
eCO (Estimated Cardiac Output) Normal range to be added 5 – 10 liters/minute

Units of eCO (Estimated Cardiac Output) – liters/minute

eCBP graph

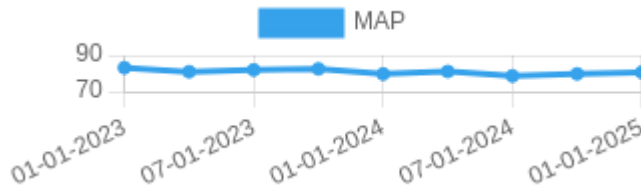
eCBP (Estimated Central Blood Pressure) normal range – 0 – 100 mmHg

1. Cardiac output scale is in liters/minute. Normal range at rest is 5-6 liters/min and (with activity goes up to 30 -35 liters/min)



2. Central mean BP is Squared, Mean radial artery BP/diastolic BP in mmHg. Scale in mmHg and range is in mmHg and the scale Should be between 0-50 50-100, 150 and 200 mmHg. No established normal at the moment.

MAP graph



MAP -Mean arterial blood pressure. MAP = Diastolic blood pressure + 1/3(Systolic blood pressure – Diastolic blood pressure)

Reference & Abbreviations

Guide to abbreviations and blood pressure, pulse and other Metrics.

HBPM -Home blood pressure measurement.	HBS -Home blood sugar
PP -Pulse pressure	AP -Average pulse
BPV -Blood pressure variability	SV -Systolic variability
DV -Diastolic variability	PV -Pulse variability
ARV -Average real variability	CV -Coefficient of variation %
SD -Standard deviation	MAP -Mean arterial blood pressure
MAP: PP Mean Arterial Pressure : Pulse Pressure	HASI -Home arterial stiffness index
HSASI -Home Symmetric arterial stiffness index	Estimated CO -Cardiac output [CO= (PPxHR)x.002]
PSR Pulse stiffening ratio. (PSR = SBP/DBP or slope of systolic BP/slope of diastolic BP)	

Estimated central blood pressure ECBP (ECBP = brachial MBP2/brachial DBP or ECBP = radial MBP2/radial DBP)

Normal Ranges.

Systolic BP 110 – 120 mm Hg

Diastolic BP 70 – 80 mmHg

Pulse 60 - 100/min

Pulse pressure (PP) 40 mmHg (Low PP less than 25% of the systolic BP and high PP greater than 100 mm Hg)

Normal stroke volume (SV) 60 -100 ml

Cardiac output (CO) SV x pulse rate/min

Estimate Cardiac output = Stroke volume / m

Blood pressure variability; Not defined in USA. But desirable ranges ESH guidelines; Systolic day time BP less than 15 mmHg and Diastolic less than 7.9 mmHg and Weighted SD less than 12.8 mmHg for systolic

Definitions.

MAP:PP ratio not defined.

Pulse stiffening ration; Not defined. Pulse pressure * inverse log (std. dev. systolic / std. dev. Diastolic) / (std. dev. systolic / std. dev. Diastolic) - 1 (Pulse pressure X ln (K)/(K-1) where K is systolic Sd /diastolic SD.)

Home arterial stiffness index; Not defined

Home arterial symmetric arterial index: Not defined.

Central blood pressure:Not defined

References.

MAP;
Chemla D, Antony I, Zamani K, Nitenberg A. Mean aortic pressure is the geometric mean of systolic and diastolic aortic pressure in resting humans. *J Appl Physiol* (1985). 2005 Dec;99(6):2278-84. doi: 10.1152/jappphysiol.00713.2005. Epub 2005 Jul 28. PMID: 16051709. Tien LYH, Morgan WH, Cringle SJ, Yu DY. Optimal Calculation of Mean Pressure From Pulse Pressure. *Am J Hypertens*. 2023 May 21;36(6):297-305. doi: 10.1093/ajh/hpad026. PMID: 36945835; PMCID: PMC10200551.

PSR:

Gavish B, Izzo JL Jr. Arterial Stiffness: Going a Step Beyond. *Am J Hypertens*. 2016 Nov 1;29(11):1223-1233. doi: 10.1093/ajh/hpw061. PMID: 27405964.

DCBP:

Chemla D, Millasseau S, Hamzaoui O, Teboul JL, Monnet X, Michard F, Jozwiak M. New Method to Estimate Central Systolic Blood Pressure From Peripheral Pressure: A Proof of Concept and Validation Study. *Front Cardiovasc Med*. 2021 Dec 15;8:772613. doi: 10.3389/fcvm.2021.772613. PMID: 34977186; PMCID: PMC8714848.

CO

Koenig J, Hill LK, Williams DP, Thayer JF. Estimating cardiac output from blood pressure and heart rate: the ilijstrand& zander formula. *Biomed Sci Instrum*. 2015;51:85-90. PMID: 25996703; PMCID: PMC5317099.

BP

Mean arterial blood pressure;

Guidelines recommend less than 125 mmHg Poon LC, Shennan A, Hyett JA, Kapur A, Hadar E, Divakar H, McAuliffe F, da Silva Costa F, von Dadelszen P, McIntyre HD, Kihara AB, Di Renzo GC, Romero R, D'Alton M, Berghella V, Nicolaides KH, Hod M. The International Federation of Gynecology and Obstetrics (FIGO) initiative on pre-eclampsia: a pragmatic guide for first-trimester screening and prevention. *Int J*

GynaecolObstet 2019;

145(Suppl 1):1–33. Not defined in general (desirable MAP ,90 mm Hg) Melgarejo JD, Yang WY, Thijs L, Li Y, Asayama K, Hansen TW, Wei FF, Kikuya M, Ohkubo T, Dolan E, Stolarz-Skrzypek K, Huang QF, Tikhonoff V, Malyutina S, Casiglia E, Lind L, Sandoya E, Filipovský J, Gilis-Malinowska N, Narkiewicz K, Kawecka-Jaszcz K, Boggia J, Wang JG, Imai Y, Vanassche T, Verhamme P, Janssens S, O'Brien E, Maestre GE, Staessen JA, Zhang ZY; International Database on Ambulatory Blood Pressure in Relation to Cardiovascular Outcome Investigators*. Association of Fatal and Nonfatal Cardiovascular Outcomes With 24-Hour Mean Arterial Pressure. *Hypertension*. 2021 Jan;77(1):39-48

We hope these complementary multiparametric data along with standard set used in daily practice helps to understand home blood pressure trend and other information they may potentially generate in the future to understand medication effects and patient management.

Terms & Conditions Accepted: YES

Attention:

This electronic pdf file contain information intended for the exclusive use of the individual or entity.