



40 Mitchell Ave, Binghamton, NY 13903 Phone:(607) 723-1676

Patient Name: Shelley Lay
Height:

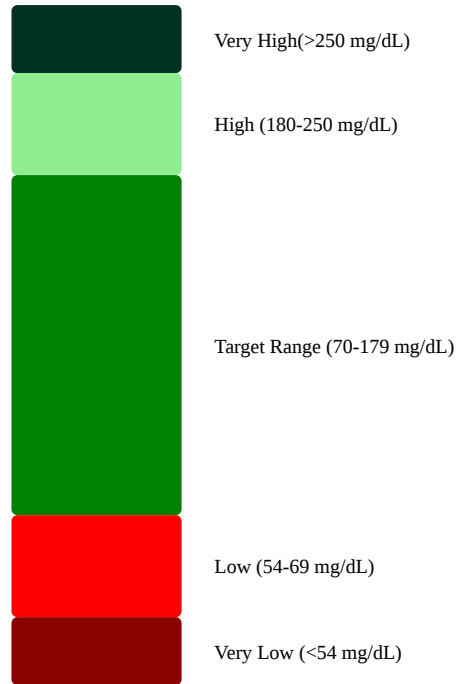
MRN #: 7260
Weight:

Birth Year:
Hypertension:

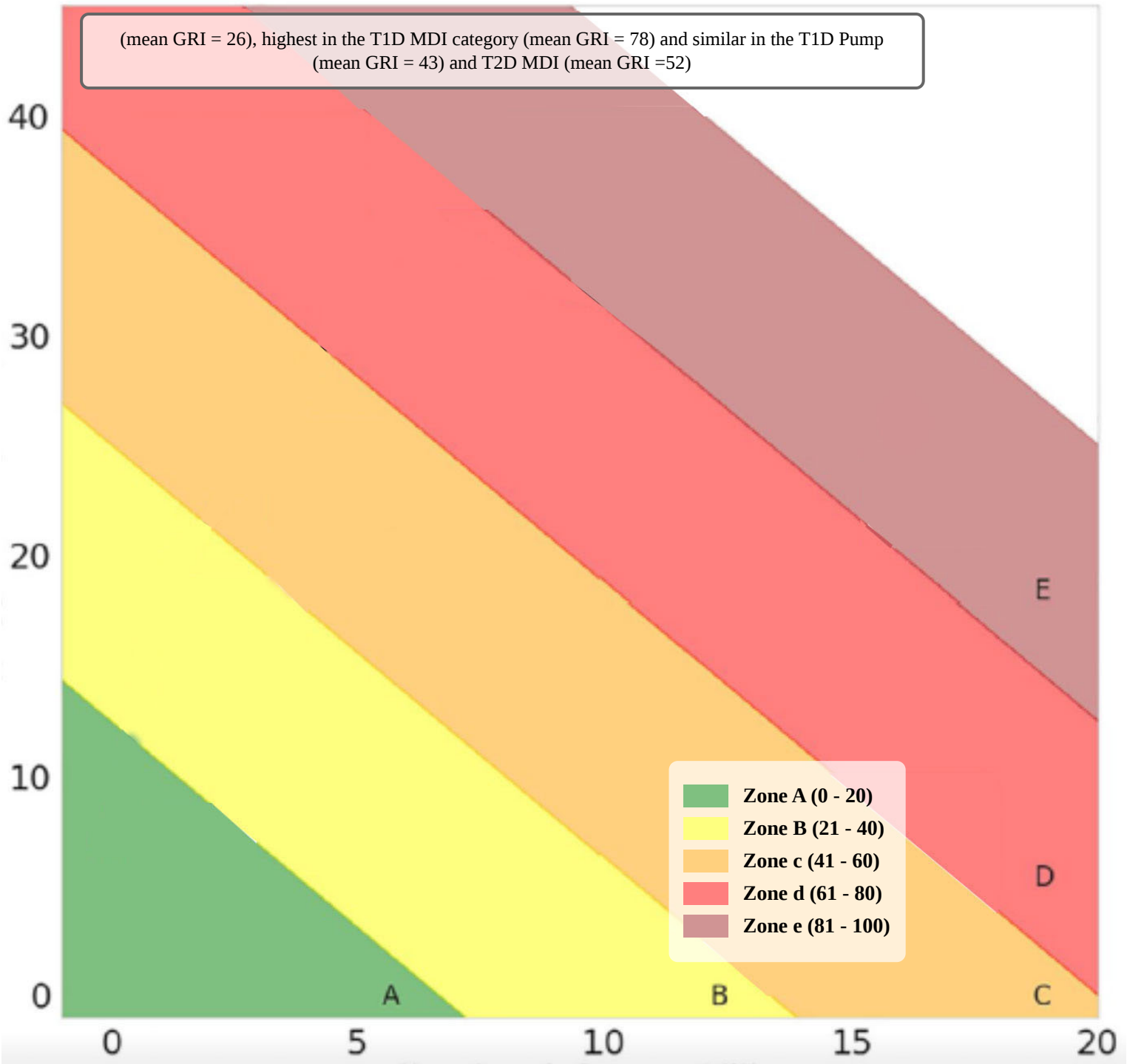
GLUCOSE STATISTICS AND TARGETS

Feb 2, 2024 - Feb 15, 2024	13 days
% Time CGM is Active	0%
Glucose Ranges	Target (% of readings (TimeDay))
Target Range 70-180 mg/dL	Greater than NaN% (0h 0min)
Below 70 mg/dL	Less than NaN% (0h 0min)
Below 54 mg/dL	Less than NaN% (0h 0min)
Above 180 mg/dL	Less than NaN% (0h 0min)
Above 250 mg/dL	Less than NaN% (0h 0min)
Each 5% increase in time in range (70-180 mg/dL) is clinically beneficial	
Average Glucose	0 mg/dL
Glucose Management Indicator (GMI)	3.31%
Average Variability	49.5%


TIME IN RANGES



(mean GRI = 26), highest in the T1D MDI category (mean GRI = 78) and similar in the T1D Pump (mean GRI = 43) and T2D MDI (mean GRI = 52)



Daily Glucose Profile (12-17-2023)



Terms & Conditions Accepted: YES

Attention:

This electronic pdf file contain information intended for the exclusive use of the individual or entity.